




DEUTSCH

TE Internal #: ZPF000000000104661

Standard Rectangular Connectors, Housing Kit, Receptacle, Mating Alignment, Keyed Mating Alignment Type, Mating Retention, Shielded, Normal

[View on TE.com >](#)

Connectors > Rectangular Connectors > Standard Rectangular Connectors > Rectangular Connector Receptacles, Tool-less Assembly



Connector Product Type: **Housing Kit**
Connector & Housing Type: **Receptacle**
Mating Alignment: **With**
Mating Alignment Type: **Keyed**
Mating Retention: **With**

[All Rectangular Connector Receptacles, Tool-less Assembly \(30\)](#)

Features

Product Type Features

Connector Product Type	Housing Kit
Connector & Housing Type	Receptacle
Insertion Force Type	Normal
Sealable	Yes

Configuration Features

Number of Positions	1
Number of Rows	1

Electrical Characteristics

Operating Voltage	125 VAC
-------------------	---------

Body Features

Connector & Keying Code	N
-------------------------	---

Mechanical Attachment



Mating Alignment	With
Mating Alignment Type	Keyed
Mating Retention	With
Mating Retention Type	Locking Latch
Connector Mounting Type	Panel Mount

Housing Features

Housing Material	Composite
------------------	-----------

Usage Conditions

Operating Temperature Range	-65 – 175 °C[-85 – 347 °F]
-----------------------------	----------------------------

Operation/Application

Shielded	Yes
Circuit Application	Power & Signal

Product Compliance

For compliance documentation, visit the product page on TE.com>

EU RoHS Directive 2011/65/EU	Compliant
EU ELV Directive 2000/53/EC	Out of Scope
China RoHS 2 Directive MIIT Order No 32, 2016	No Restricted Materials Above Threshold
EU REACH Regulation (EC) No. 1907/2006	Current ECHA Candidate List: JUNE 2023 (235) Candidate List Declared Against: JAN 2023 (233) Does not contain REACH SVHC
Halogen Content	Low Halogen - Br, Cl, F, I < 900 ppm per homogenous material. Also BFR/CFR/PVC Free
Solder Process Capability	Not reviewed for solder process capability


Product Compliance Disclaimer

This information is provided based on reasonable inquiry of our suppliers and represents our current actual knowledge based on the information they provided. This information is subject to change. The part numbers that TE has identified as EU RoHS compliant have a maximum concentration of 0.1% by weight in homogenous materials for lead, hexavalent chromium, mercury, PBB, PBDE, DBP, BBP, DEHP, DIBP, and 0.01% for cadmium, or qualify for an exemption to these limits as defined in the Annexes of Directive 2011/65/EU (RoHS2). Finished electrical and electronic equipment products will be CE marked as required by Directive 2011/65/EU. Components may not be CE marked. Additionally, the part numbers that TE has identified as EU ELV compliant have a maximum concentration of 0.1% by weight in homogenous materials for lead, hexavalent chromium, and mercury, and 0.01% for cadmium, or qualify for an exemption to these limits as defined in the Annexes of Directive 2000/53/EC (ELV). Regarding the REACH Regulations, TE’s information on SVHC in articles for this part number is still based on the European Chemical Agency (ECHA) ‘Guidance on requirements for substances in articles’(Version: 2, April 2011), applying the 0.1% weight on weight concentration threshold at the finished product level. TE is aware of the European Court of Justice ruling of September 10th, 2015 also known as O5A (Once An




Article Always An Article) stating that, in case of ‘complex object’, the threshold for a SVHC must be applied to both the product as a whole and simultaneously to each of the articles forming part of its composition. TE has evaluated this ruling based on the new ECHA “Guidance on requirements for substances in articles” (June 2017, version 4.0) and will be updating its statements accordingly.


Customers Also Bought




TE Part #ZPF00000000099714
Rectangular Connector Receptacles, Tool-less Assembly




TE Part #ZPF000000000148532
DMC-MD 26 B-T




TE Part #ZPF000000000100828
DMC-MD 20 A



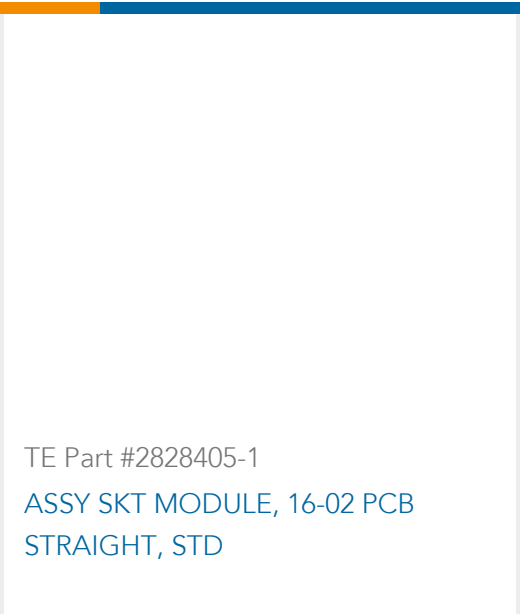
TE Part #501923-000
SO96-4-55-22-90




TE Part #ZPF000000000015299
DMC-M 20-22 BN



TE Part #ZPF000000000017892
FAST-E 07 F-X-A 00 A



TE Part #2828405-1
ASSY SKT MODULE, 16-02 PCB STRAIGHT, STD



TE Part #D77570-000
NSA937901E3

Documents

Product Drawings
DMC-MD 24 N-K-T

English

CAD Files
3D PDF

3D

Customer View Model
ENG_CVM_CVM_ZPF000000000104661_1.2d_dxf.zip

English

Customer View Model
ENG_CVM_CVM_ZPF000000000104661_1.3d_igs.zip

English

Customer View Model
ENG_CVM_CVM_ZPF000000000104661_1.3d_stp.zip

English

By downloading the CAD file I accept and agree to the [Terms and Conditions](#) of use.

Datasheets & Catalog Pages
DMC-M Series Single Module EN4165

English

