




Connectors > Automotive Connectors > Automotive Housings



Connector System: **Wire-to-Wire**

Number of Positions: **3**

Connector & Housing Type: **Housing for Female Terminals**

Centerline (Pitch): **10.01 mm [ .394 in ]**

Sealable: **Yes**

Features

Product Type Features

Mixed & Hybrid Connector	No
Connector Shape	Triangular
Connector System	Wire-to-Wire
Connector & Housing Type	Housing for Female Terminals
Sealable	Yes
Connector & Contact Terminates To	Wire & Cable
Primary Locking Feature	Integrated in Housing

Configuration Features

Blank Cavity Position	0
Number of Positions	3

Electrical Characteristics

Operating Voltage	250 VAC
Nominal Voltage Architecture	12 V, 24 V, 48 V

Body Features



Cable Exit Angle	180°
Primary Product Color	Gray

Contact Features

Contact Size	Size 16
Contact Type	Socket
Mating Pin Diameter	1.59 mm[.063 in]
Contact Current Rating (Max)	13 A

Mechanical Attachment

Terminal Position Assurance	Yes
Strain Relief	Add By Accessory
Mating Alignment Type	Polarized
Mating Alignment	With
Connector Mounting Type	Cable Mount (Free-Hanging)

Housing Features

Housing Material	PA GF
Centerline (Pitch)	10.01 mm[.394 in]

Dimensions

Connector Height	23.89 mm[.94 in]
Product Width	20.17 mm[.794 in]
Product Length	31.2 mm[1.228 in]
Compatible Insulation Diameter Range	2.23 – 3.68 mm[.088 – .145 in]

Usage Conditions

Operating Temperature (Max)	125 °C[257 °F]
Operating Temperature Range	-55 – 125 °C[-67 – 257 °F]

Operation/Application

Circuit Application	Power & Signal
---------------------	----------------

Industry Standards

Degree of Protection	IP68, IP6K9K
Agency/Standard	SAE J2030
UL Flammability Rating	12mm Flame Test per Standard UL-94

Packaging Features

--	--



Packaging Quantity	1200
Packaging Method	Box
Other	
Serviceable	Yes
Connector Position Assurance Capable	No

Product Compliance

For compliance documentation, visit the product page on TE.com>


EU RoHS Directive 2011/65/EU	Compliant
EU ELV Directive 2000/53/EC	Compliant
China RoHS 2 Directive MIIT Order No 32, 2016	No Restricted Materials Above Threshold
EU REACH Regulation (EC) No. 1907/2006	Current ECHA Candidate List: JUNE 2023 (235) Candidate List Declared Against: JUNE 2023 (235) SVHC > Threshold: Octamethylcyclotetrasiloxane (D4) (.5% in Component Part) Dodecamethylcyclohexasiloxane (D6) (.5% in Component Part) Decamethylcyclopentasiloxane (D5) (.5% in Component Part) <b>Article Safe Usage Statements:</b> Wash thoroughly after handling. Recycle if possible and dispose of the article by following all applicable governmental regulations relevant to your geographic location.
Halogen Content	Not Low Halogen - contains Br or Cl > 900 ppm.
Solder Process Capability	Not reviewed for solder process capability

Product Compliance Disclaimer


This information is provided based on reasonable inquiry of our suppliers and represents our current actual knowledge based on the information they provided. This information is subject to change. The part numbers that TE has identified as EU RoHS compliant have a maximum concentration of 0.1% by weight in homogenous materials for lead, hexavalent chromium, mercury, PBB, PBDE, DBP, BBP, DEHP, DIBP, and 0.01% for cadmium, or qualify for an exemption to these limits as defined in the Annexes of Directive 2011/65/EU (RoHS2). Finished electrical and electronic equipment products will be CE marked as required by Directive 2011/65/EU. Components may not be CE marked. Additionally, the part numbers that TE has identified as EU ELV compliant have a maximum concentration of 0.1% by weight in homogenous materials for lead, hexavalent chromium, and mercury, and 0.01% for cadmium, or qualify for an exemption to these limits as defined in the Annexes of Directive 2000/53/EC (ELV). Regarding the REACH Regulation, the information TE provides on SVHC in articles for this part number is based on the latest European Chemicals Agency (ECHA) ‘Guidance on requirements for substances in articles’ posted at this URL: <https://echa.europa.eu/guidance-documents/guidance-on-reach>

Compatible Parts







TE Part # CAT-J41-DDRC  
DEUTSCH DT Receptacle Connectors




TE Part # CAT-J67-DSCC16  
DEUTSCH Size 16 Crimp Contacts




TE Part # CAT-D48-SP729  
DEUTSCH Sealing Plugs




TE Part # CAT-D48-ST273  
DEUTSCH Solid Contacts




TE Part # 1011-345-0305  
DUST CAP, 3P, PLG, BLK, DT




TE Part # CAT-D487-W416  
Wedgelocks: DEUTSCH DT




TE Part # 776363-1  
SEALING PLUG, SZ 16 CAVITY



TE Part # CAT-D487-H342  
DEUTSCH DT Headers




TE Part # 1-2303813-5  
DT04-3P-TB31, REC, 3POS, GRY, BLKED, CAP




TE Part # DT-RT1  
EXT TOOL, FRONT RELEASE


Also in the Series | DEUTSCH DT




Automotive Connector Caps & Covers (47)




Automotive Connector Locks & Position Assurance(74)




Automotive Housings(620)




Connector Backshells(58)




Connector Seals & Cavity Plugs(6)



Insertion & Extraction Tools(3)



Other Automotive Connector Accessories(27)




PCB Headers & Receptacles(103)


Customers Also Bought



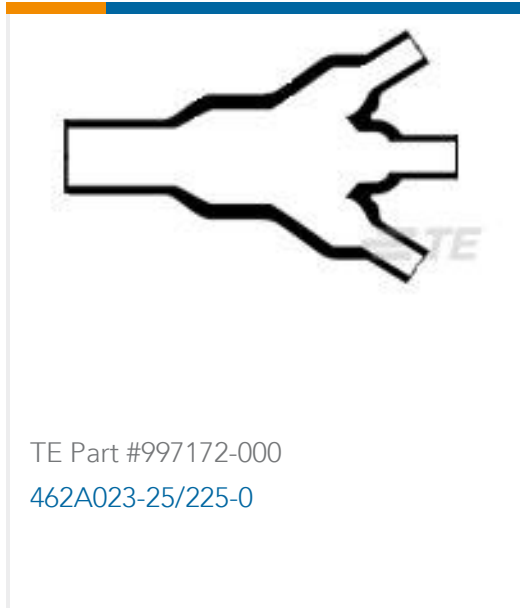





TE Part #627133-000  
202D921-25/225-0




TE Part #W3S-P012  
WEDGE LOCK, 3P, PLG, GRN, SL RET, DT



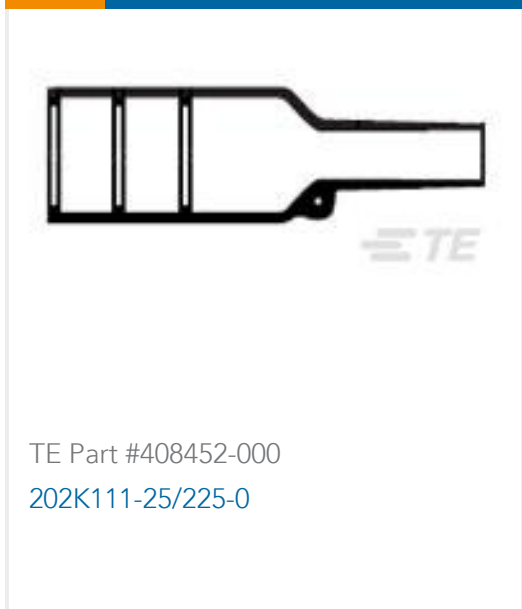
TE Part #997172-000  
462A023-25/225-0




TE Part #4-1393243-6  
RT424A12




TE Part #1624153-2  
23E 100KB 6.35X50FL B7 CAT




TE Part #408452-000  
202K111-25/225-0



TE Part #1-2303813-1  
DEUTSCH DT Receptacle Connectors



TE Part #33461  
TERMINAL,SOLIS R 8 1/4



TE Part #1-2303816-3  
DT06-3S-TN32, PLG, 3P, BLK, N, SNAPCAP

Documents

Product Drawings  
DT06-3S-TN31, PLG, 3P, GRY, N, SNAPCAP  
English

CAD Files  
3D PDF  
3D  
Customer View Model  
ENG\_CVM\_CVM\_1-2303816-2\_A.2d\_dxf.zip  
English  
Customer View Model  
ENG\_CVM\_CVM\_1-2303816-2\_A.3d\_igs.zip  
English  
Customer View Model  
ENG\_CVM\_CVM\_1-2303816-2\_A.3d\_stp.zip  
English

By downloading the CAD file I accept and agree to the Terms and Conditions of use.

Product Specifications



Application Specification

English

Agency Approvals

UL Report

English