




TE Internal #: 2169791-1
Ribbon Cable Connectors, Wire-to-Board, 44 Position, 2.54 mm [.1 in] Centerline, Vertical, Through Hole - Press-Fit, 2 Row, Plug, Standard Profile
[View on TE.com >](#)

Connectors > PCB Connectors > Wire-to-Board Connectors > FFC, FPC & Ribbon Connectors > Ribbon Cable Connectors



Connector System: **Wire-to-Board**
Number of Positions: **44**
Centerline (Pitch): **2.54 mm [.1 in]**
PCB Mount Retention: **With**
PCB Mount Retention Type: **Kinked**

Features

Product Type Features

Connector System	Wire-to-Board
Connector & Housing Type	Plug
Connector & Contact Terminates To	Printed Circuit Board

Configuration Features

Number of Positions	44
PCB Mount Orientation	Vertical
Number of Rows	2

Body Features

Connector Profile	Standard
-------------------	----------

Contact Features

Mating Square Post Dimension	.64 mm[.025 in]
PCB Contact Termination Area Plating Material Thickness	2.54 μm[100 μin]
PCB Contact Termination Area Plating Material	Tin
Contact Current Rating (Max)	1 A



Termination Features

Square Termination Post & Tail Dimension	.64 mm[.025 in]
Termination Method to Printed Circuit Board	Through Hole - Press-Fit

Mechanical Attachment

PCB Mount Retention	With
PCB Mount Retention Type	Kinked
Mating Alignment Type	Polarization
Mating Retention	With
Mating Retention Type	Ejection Latch
Connector Mounting Type	Board Mount

Housing Features

Centerline (Pitch)	2.54 mm[.1 in]
--------------------	----------------

Dimensions

Row-to-Row Spacing	2.54 mm[.1 in]
--------------------	----------------

Usage Conditions

Operating Temperature Range	-65 – 105 °C[-85 – 221 °F]
-----------------------------	----------------------------

Operation/Application

Circuit Application	Signal
---------------------	--------

Product Compliance

For compliance documentation, visit the product page on TE.com>


EU RoHS Directive 2011/65/EU	Compliant
EU ELV Directive 2000/53/EC	Compliant
China RoHS 2 Directive MIIT Order No 32, 2016	No Restricted Materials Above Threshold
EU REACH Regulation (EC) No. 1907/2006	Current ECHA Candidate List: JUNE 2023 (235) Candidate List Declared Against: JUNE 2023 (235) Does not contain REACH SVHC
Halogen Content	Not Low Halogen - contains Br or Cl > 900 ppm.
Solder Process Capability	Wave solder capable to 265°C

Product Compliance Disclaimer




This information is provided based on reasonable inquiry of our suppliers and represents our current actual knowledge based on the information they provided. This information is subject to change. The part numbers that TE has identified as EU RoHS compliant have a maximum concentration of 0.1% by weight in homogenous materials for lead, hexavalent chromium, mercury, PBB, PBDE, DBP, BBP, DEHP, DIBP, and 0.01% for cadmium, or qualify for an exemption to these limits as defined in the Annexes of Directive 2011/65/EU (RoHS2). Finished electrical and electronic equipment products will be CE marked as required by Directive 2011/65/EU. Components may not be CE marked. Additionally, the part numbers that TE has identified as EU ELV compliant have a maximum concentration of 0.1% by weight in homogenous materials for lead, hexavalent chromium, and mercury, and 0.01% for cadmium, or qualify for an exemption to these limits as defined in the Annexes of Directive 2000/53/EC (ELV). Regarding the REACH Regulation, the information TE provides on SVHC in articles for this part number is based on the latest European Chemicals Agency (ECHA) 'Guidance on requirements for substances in articles' posted at this URL: <https://echa.europa.eu/guidance-documents/guidance-on-reach>


Customers Also Bought




TE Part #1658694-8
A/L UNIV HDR 16P ACT PIN




TE Part #1623788-6
SQM5 150R 5% (WIRE)



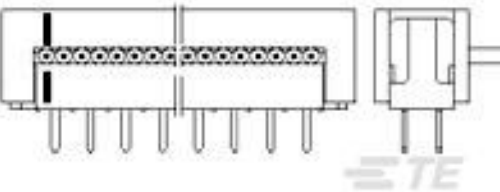
TE Part #7-1879234-8
SMF5 820K 5%




TE Part #4-2176350-1
CRGCO 2512 4M7 5%




TE Part #1-963484-3
MESSERLEISTE MIX70P



TE Part #1-216791-4
AMP LATCH D/P ASSY



TE Part #215334-1
48P.IEC-F FEM.CONN.



TE Part #6-1676731-5
RN 0805 1K1 0.1% 5PPM 5K RL

TE Part #203354-E
MJIM IMR 1X1 S 88 GF5 X R THRU *
L1A M3D

Documents

Product Drawings
AMP-LATCH UNV HDR,44P,ACT-PIN,SEL LOAD

English

CAD Files
3D PDF
3D



Customer View Model

[ENG_CVM_CVM_2169791-1_A.2d_dxf.zip](#)

English

Customer View Model

[ENG_CVM_CVM_2169791-1_A.3d_igs.zip](#)

English

Customer View Model

[ENG_CVM_CVM_2169791-1_A.3d_stp.zip](#)

English

By downloading the CAD file I accept and agree to the [Terms and Conditions](#) of use.

Product Specifications

[Application Specification](#)

English

Product Environmental Compliance

[TE Material Declaration](#)

English

Agency Approvals

[UL Report](#)

English