



Connectors > Rectangular Connectors > Rectangular Connector Accessories > Rectangular Connector Hardware >

Quick Lock Pins for D-Sub with Threaded Inserts



Connector Hardware Type: Quick Lock Pins
Operating Temperature Range: -40 – 90 °C [-40 – 194 °F]

[All Quick Lock Pins for D-Sub with Threaded Inserts \(10\)](#)

Features

Mechanical Attachment

Thread Size	None
Connector Hardware Type	Quick Lock Pins

Usage Conditions

Operating Temperature Range	-40 – 90 °C[-40 – 194 °F]
-----------------------------	---------------------------

Product Compliance

[For compliance documentation, visit the product page on TE.com>](#)

EU RoHS Directive 2011/65/EU	Compliant with Exemptions
EU ELV Directive 2000/53/EC	Not Yet Reviewed
China RoHS 2 Directive MIIT Order No 32, 2016	Restricted Materials Above Threshold
EU REACH Regulation (EC) No. 1907/2006	Current ECHA Candidate List: JUNE 2023 (235) Candidate List Declared Against: JUNE 2023 (235) SVHC > Threshold: Pb (3.5% in Component Part) <small>Article Safe Usage Statements:</small>




Do not eat, drink or smoke when using this product. Wash thoroughly after handling. Recycle if possible and dispose of the article by following all applicable governmental regulations relevant to your geographic location.

Halogen Content	Low Halogen - Br, Cl, F, I < 900 ppm per homogenous material. Also BFR/CFR/PVC Free
Solder Process Capability	Not reviewed for solder process capability


Product Compliance Disclaimer

This information is provided based on reasonable inquiry of our suppliers and represents our current actual knowledge based on the information they provided. This information is subject to change. The part numbers that TE has identified as EU RoHS compliant have a maximum concentration of 0.1% by weight in homogenous materials for lead, hexavalent chromium, mercury, PBB, PBDE, DBP, BBP, DEHP, DIBP, and 0.01% for cadmium, or qualify for an exemption to these limits as defined in the Annexes of Directive 2011/65/EU (RoHS2). Finished electrical and electronic equipment products will be CE marked as required by Directive 2011/65/EU. Components may not be CE marked. Additionally, the part numbers that TE has identified as EU ELV compliant have a maximum concentration of 0.1% by weight in homogenous materials for lead, hexavalent chromium, and mercury, and 0.01% for cadmium, or qualify for an exemption to these limits as defined in the Annexes of Directive 2000/53/EC (ELV). Regarding the REACH Regulation, the information TE provides on SVHC in articles for this part number is based on the latest European Chemicals Agency (ECHA) ‘Guidance on requirements for substances in articles’ posted at this URL: <https://echa.europa.eu/guidance-documents/guidance-on-reach>


Compatible Parts




TE Part # 1-2308330-1
FULL METAL HOODS SIZE 4 (1)




TE Part # 1-2308338-1
QL-FULL METAL HOODS SIZE 5 (1 CABLE CLP)



TE Part # 1-2308319-1
FULL METAL HOODS SIZE 1 (1)



TE Part # 1-2308321-1
FULL METAL HOODS SIZE 2, (1)



TE Part # 1-2308327-1
FULL METAL HOODS SIZE 3 (1)

Also in the Series | Rail D-Sub Backshells




Connector Backshells(69)



Connector Strain Relief(53)



Crimp D-Sub Connectors(10)



D-Sub Connector Contacts(5)




Insertion & Extraction Tools(2)



Rectangular Connector Hardware(19)

Customers Also Bought




TE Part #5749699-7
IDC D-Sub: Receptacle Kit, Cable to Cable, Signal, 1.27 mm




TE Part #5-2232265-4
PTL 1X4 PLUG HSG GLW WIRE KEY A DGR



TE Part #5-1971772-4
PTL 1X4 CAP PANEL MT HITEMP KEY A LGR



TE Part #826629-5
AMPMODU II HEADER



TE Part #NB09304001
ATUM-12/4-0-SP



TE Part #621055-000
D-142-51



TE Part #81541-23
CONT PIN



TE Part #361510-2
ATUM-9/3-0-STK

Documents

Product Drawings

QL SET FOR VARIANT B 9

English

CAD Files

3D PDF

3D

Customer View Model

ENG_CVM_CVM_1-2308265-9_A.2d_dxf.zip



English

Customer View Model

[ENG_CVM_CVM_1-2308265-9_A.3d_igs.zip](#)

English

Customer View Model

[ENG_CVM_CVM_1-2308265-9_A.3d_stp.zip](#)

English

By downloading the CAD file I accept and agree to the [Terms and Conditions](#) of use.

Datasheets & Catalog Pages

[Rail D-Sub Backshells Flyer](#)

English