




Connectors > Power Connectors > Rectangular Power > Rectangular Power Connectors



Rectangular Power Connector Type: **Header**

Connector & Housing Type: **Plug**

Connector System: **Wire-to-Board**

Number of Positions: **6**

Centerline (Pitch): **4.2 mm [.165 in]**

Features

Product Type Features

Rectangular Power Connector Type	Header
Connector & Housing Type	Plug
Connector System	Wire-to-Board
Sealable	No
Connector & Contact Terminates To	Printed Circuit Board

Configuration Features

Number of Positions	6
PCB Mount Orientation	Vertical
Number of Power Positions	6
Number of Signal Positions	0
Number of Rows	2

Electrical Characteristics

Operating Voltage	600 VAC
-------------------	---------

Contact Features

--	--



Contact Layout	Inline, Matrix
Contact Mating Area Plating Material	Tin
Contact Current Rating (Max)	9 A
Contact Retention Within Housing	Without
Contact Type	Pin
PCB Contact Termination Area Plating Material	Tin

Termination Features

Termination Post & Tail Length	3.5 mm[.138 in]
Termination Method to Printed Circuit Board	Through Hole - Solder

Mechanical Attachment

Mating Alignment Type	Keyed
Mating Retention	With
Mating Alignment	With
PCB Mount Alignment	Without
PCB Mount Retention	Without
Mating Retention Type	Latch
Connector Mounting Type	Board Mount

Housing Features

Centerline (Pitch)	4.2 mm[.165 in]
Housing Color	White
Housing Material	Polyamide

Dimensions

Compatible Insulation Diameter (Max)	2.39 mm[2.39 in]
Connector Height	12.8 mm[.504 in]
PCB Thickness (Recommended)	.06 mm[1.6 in]
Product Width	9.75 mm[.383 in]
Product Length	13.8 mm[.543 in]
Compatible Insulation Diameter Range	1.2 – 3.1 mm[.047 – .122 in]
Row-to-Row Spacing	4.2 mm[.165 in]

Usage Conditions

Operating Temperature Range	-40 – 105 °C[-40 – 221 °F]
-----------------------------	----------------------------

Operation/Application

--



Circuit Application	Power
---------------------	-------

Identification Marking

Circuit Identification Feature	With
--------------------------------	------

Industry Standards

CSA Rating	208567
UL Rating	Recognized
Agency/Standard	CSA, UL
Approved Standards	UL E28476
UL Flammability Rating	UL 94V-2
Glow Wire Rating	GWT 750°C (Without Flame)

Packaging Features

Packaging Quantity	315
Packaging Method	Bag, Box & Tray

Product Compliance

For compliance documentation, visit the product page on TE.com>

EU RoHS Directive 2011/65/EU	Compliant
EU ELV Directive 2000/53/EC	Compliant
China RoHS 2 Directive MIIT Order No 32, 2016	No Restricted Materials Above Threshold
EU REACH Regulation (EC) No. 1907/2006	Current ECHA Candidate List: JUNE 2023 (235) Candidate List Declared Against: JAN 2021 (211) Does not contain REACH SVHC
Halogen Content	Low Halogen - Br, Cl, F, I < 900 ppm per homogenous material. Also BFR/CFR/PVC Free
Solder Process Capability	Wave solder capable to 265°C

Product Compliance Disclaimer

This information is provided based on reasonable inquiry of our suppliers and represents our current actual knowledge based on the information they provided. This information is subject to change. The part numbers that TE has identified as EU RoHS compliant have a maximum concentration of 0.1% by weight in homogenous materials for lead, hexavalent chromium, mercury, PBB, PBDE, DBP, BBP, DEHP, DIBP, and 0.01% for cadmium, or qualify for an exemption to these limits as defined in the Annexes of Directive 2011/65/EU (RoHS2). Finished electrical and electronic equipment products will be CE marked as required by Directive 2011/65/EU. Components may not be CE marked. Additionally, the part numbers that TE has identified as EU ELV compliant have a maximum concentration of 0.1% by weight in homogenous materials for lead, hexavalent chromium, and mercury, and 0.01% for cadmium, or qualify for an exemption to these limits as defined in the Annexes of Directive 2000/53/EC (ELV). Regarding the REACH Regulation, the information TE provides on SVHC in articles for this part number is based on the latest European Chemicals Agency (ECHA) 'Guidance on



requirements for substances in articles' posted at this URL: <https://echa.europa.eu/guidance-documents/guidance-on-reach>

Compatible Parts



TE Part # 1586861-6
6P PM PLUG VAL-U-LOK PM GW



TE Part # 1586862-6
6P FH PLUG VAL-U-LOK FH GW




TE Part # 2296206-6
6P FH PLUG VAL-U-LOK FH GW




TE Part # 2296207-6
6P PM PLUG VAL-U-LOK PM GWT/V0


Customers Also Bought




TE Part #7-1393740-8
V42254A2216C209=SUB D STIFTLI




TE Part #1-1415899-3
RZ03-1A4-D005




TE Part #1734366-1
Std USB Type A, VT, T/H




TE Part #8-1393224-9
RY533024




TE Part #2331365-1
DET SW4.7X3.8X2.3 GW VERT. NO AG RL



TE Part #1734839-5
FPC CONN. 0.5MM PITCH T/C, 5P



TE Part #1744418-9
9 POS EP 2.5 HDR, GLOW WIRE



TE Part #2-1977223-6
FSM8JSMAASTR=6MM TACT SWITCH, SMT 260gf,

Documents

Product Drawings
6P VERT HDR VAL-U-LOK GW
English

CAD Files
3D PDF
3D
Customer View Model
ENG_CVM_CVM_1586768-6_B_c-1586768-6-b.2d_dxf.zip
English
Customer View Model
ENG_CVM_CVM_1586768-6_B_c-1586768-6-b.3d_igs.zip



English

Customer View Model

[ENG_CVM_CVM_1586768-6_B_c-1586768-6-b.3d_stp.zip](#)

English

By downloading the CAD file I accept and agree to the [Terms and Conditions](#) of use.

Datasheets & Catalog Pages

[VAL-U-LOK_GLOW_WIRE_CONNECTORS](#)

English

Product Specifications

[Application Specification](#)

English

Instruction Sheets

[Instruction Sheet \(U.S.\)](#)

English

Agency Approvals

[UL Report](#)

English