



Connectors > PCB Connectors > Wire-to-Board Connectors > Wire-to-Board Connector Assemblies & Housings



Connector Product Type: **Housing**
Connector & Housing Type: **Receptacle**
Connector System: **Wire-to-Panel, Wire-to-Wire**
Number of Positions: **6**
Centerline (Pitch): **2.5 mm [.098 in]**

Features

Product Type Features

Connector Product Type	Housing
Connector & Housing Type	Receptacle
Connector System	Wire-to-Panel, Wire-to-Wire
Sealable	No
Connector & Contact Terminates To	Wire & Cable

Configuration Features

Number of Positions	6
Number of Rows	1

Electrical Characteristics

Operating Voltage	250 VAC
-------------------	---------

Body Features

Primary Product Color	Natural
-----------------------	---------

Contact Features

--	--



Contact Type	Pin
--------------	-----

Contact Current Rating (Max)	7.5 A
------------------------------	-------

Termination Features

Termination Method to Wire & Cable	Crimp
------------------------------------	-------

Mechanical Attachment

Strain Relief	Without
---------------	---------

Panel Mount Feature	With
---------------------	------

PCB Mount Retention	Without
---------------------	---------

Mating Retention Type	Latch
-----------------------	-------

Mating Retention	With
------------------	------

Connector Mounting Type	Panel Mount
-------------------------	-------------

Housing Features

Housing Entry Configuration	Both Ends Closed
-----------------------------	------------------

Housing Material	Nylon - GF
------------------	------------

Centerline (Pitch)	2.5 mm[.098 in]
--------------------	-----------------

Dimensions

Connector Length	17.5 mm[.689 in]
------------------	------------------

Connector Height	6.6 mm[.26 in]
------------------	----------------

Connector Width	18.17 mm[.715 in]
-----------------	-------------------

Compatible Insulation Diameter Range	1.3 – 1.7 mm[.051 – .067 in]
--------------------------------------	------------------------------

Wire Size	.13 – .33 mm²
-----------	---------------

Usage Conditions

Operating Temperature Range	-25 – 105 °C[-13 – 221 °F]
-----------------------------	----------------------------

Operation/Application

Circuit Application	Power & Signal
---------------------	----------------

Industry Standards

Glow Wire Rating	Glow Wire
------------------	-----------

UL Flammability Rating	UL 94V-0
------------------------	----------

Packaging Features

Packaging Quantity	10000
--------------------	-------

Packaging Method	Bag
------------------	-----

Other



Discrete Wire Connector Comment	Panel Mount
---------------------------------	-------------

Product Compliance

For compliance documentation, visit the product page on TE.com>

EU RoHS Directive 2011/65/EU	Compliant
EU ELV Directive 2000/53/EC	Compliant
China RoHS 2 Directive MIIT Order No 32, 2016	No Restricted Materials Above Threshold
EU REACH Regulation (EC) No. 1907/2006	Current ECHA Candidate List: JUNE 2023 (235) Candidate List Declared Against: JUNE 2023 (235) Does not contain REACH SVHC
Halogen Content	Not Low Halogen - contains Br or Cl > 900 ppm.
Solder Process Capability	Not reviewed for solder process capability

Product Compliance Disclaimer

This information is provided based on reasonable inquiry of our suppliers and represents our current actual knowledge based on the information they provided. This information is subject to change. The part numbers that TE has identified as EU RoHS compliant have a maximum concentration of 0.1% by weight in homogenous materials for lead, hexavalent chromium, mercury, PBB, PBDE, DBP, BBP, DEHP, DIBP, and 0.01% for cadmium, or qualify for an exemption to these limits as defined in the Annexes of Directive 2011/65/EU (RoHS2). Finished electrical and electronic equipment products will be CE marked as required by Directive 2011/65/EU. Components may not be CE marked. Additionally, the part numbers that TE has identified as EU ELV compliant have a maximum concentration of 0.1% by weight in homogenous materials for lead, hexavalent chromium, and mercury, and 0.01% for cadmium, or qualify for an exemption to these limits as defined in the Annexes of Directive 2000/53/EC (ELV). Regarding the REACH Regulation, the information TE provides on SVHC in articles for this part number is based on the latest European Chemicals Agency (ECHA) 'Guidance on requirements for substances in articles' posted at this URL: <https://echa.europa.eu/guidance-documents/guidance-on-reach>

Compatible Parts

 <p>TE Part # 1969591-4 HSG,REC,PANEL MOUNT,GWT, SINGLE ROW,EP2.5</p>	 <p>TE Part # 1-1969591-0 HSG,REC,PANEL MOUNT,GWT, SINGLE ROW,EP2.5</p>	 <p>TE Part # 1-1969591-1 HSG,REC,PANEL MOUNT,GWT, SINGLE ROW,EP2.5</p>	 <p>TE Part # 1-1969591-2 HSG,REC,PANEL MOUNT,GWT, SINGLE ROW,EP2.5</p>
------------------------------------------------------------------------------------------------------------------------------------------------------------------	---------------------------------------------------------------------------------------------------------------------------------------------------------------------	----------------------------------------------------------------------------------------------------------------------------------------------------------------------	----------------------------------------------------------------------------------------------------------------------------------------------------------------------






TE Part # 1-1969591-3
HSG,REC,PANEL MOUNT,GWT,
SINGLE ROW,EP2.5



TE Part # 1-1969591-4
HSG,REC,PANEL MOUNT,GWT,
SINGLE ROW,EP2.5



TE Part # 1969591-2
HSG,REC,PANEL MOUNT,GWT,
SINGLE ROW,EP2.5



TE Part # 1969591-3
HSG,REC,PANEL MOUNT,GWT,
SINGLE ROW,EP2.5



TE Part # 1969591-5
HSG,REC,PANEL MOUNT,GWT,
SINGLE ROW,EP2.5



TE Part # 1969591-9
HSG,REC,PANEL MOUNT,GWT,
SINGLE ROW,EP2.5

Also in the Series | Economy Power 2.5




PCB Headers & Receptacles(494)




PCB Latches, Locks & Retainers(49)



Rectangular Power Connectors(43)



Wire-to-Board Connector Assemblies
& Housings(311)



Wire-to-Board Connector Contacts(6)

Customers Also Bought



TE Part #1-1939760-0
HDR ASSY (H-TYPE) 10POS X-KEY Au



TE Part #T2051283101-007
HEEE-064-M 65-128



TE Part #2842138-7
14P,2MM,BRK HDR,DRV,T,2.8,0.1AU,
BOX




TE Part #1-2314844-6
16P,2MM,B-B,REC,DRV,T,SMD,0.1AU,
TB,W/CP





TE Part #2307727-3
3P,2MM,B-B,REC,SRHZ,SMD,0.76AU



TE Part #7-2176404-0
3550 10M 1%




TE Part #1969591-3
HSG,REC,PANEL MOUNT,GWT,
SINGLE ROW,EP2.5



TE Part #AGC052N00001200000
623 RECEPTACLE ANGLED
ROTATABLE



TE Part #AGC139N00001100000
623 RECEPTACLE ANGLED
ROTATABLE



TE Part #8-321891-1
SOLIS R HT 22-16COM22-18MIL 10

Documents

Product Drawings

HSG,REC,PANEL MOUNT,GWT,SINGLE ROW,EP2.5

English

CAD Files

3D PDF

3D

Customer View Model

ENG_CVM_CVM_1969591-6_C.2d_dxf.zip

English

Customer View Model

ENG_CVM_CVM_1969591-6_C.3d_igs.zip

English

Customer View Model

ENG_CVM_CVM_1969591-6_C.3d_stp.zip

English

By downloading the CAD file I accept and agree to the [Terms and Conditions](#) of use.

Product Specifications

Application Specification

English

Instruction Sheets

Instruction Sheet (U.S.)

English

Agency Approvals

UL Report

1969591-6

Housing, Receptacle, Wire-to-Wire / Wire-to-Panel, 6 Position, .098 in [2.5 mm]
Centerline, Crimp, 1 Row, Natural, Mating Retention, Economy Power 2.5



English