



Connectors > Power Connectors > Rectangular Power > Rectangular Power Connectors



Rectangular Power Connector Type: **Header**

Connector & Housing Type: **Plug**

Connector System: **Wire-to-Board**

Number of Positions: **2**

Centerline (Pitch): **3 mm [.118 in]**

Features

Product Type Features

Header Type	Fully Shrouded
Rectangular Power Connector Type	Header
Connector & Housing Type	Plug
Connector System	Wire-to-Board
Sealable	No
Connector & Contact Terminates To	Printed Circuit Board

Configuration Features

Number of Positions	2
PCB Mount Orientation	Right Angle
Number of Power Positions	2
Number of Rows	1

Electrical Characteristics

Operating Voltage	250 VDC
-------------------	---------

Contact Features



Multiple Contact Types	Without
PCB Contact Termination Area Plating Material Thickness	2.54 µm[100 µin]
Contact Layout	Inline
Contact Mating Area Plating Material	Tin
Contact Current Rating (Max)	5 A
Contact Retention Within Housing	Without
Contact Type	Pin
PCB Contact Termination Area Plating Material	Tin
Contact Mating Area Plating Material Thickness	2.54 µm[100 µin]

Termination Features

Termination Post & Tail Length	1.4 mm[.055 in]
Termination Method to Printed Circuit Board	Surface Mount

Mechanical Attachment

Strain Relief	Without
Mating Alignment Type	Polarization
Mating Retention	With
Mating Alignment	With
Panel Mount Feature	Without
PCB Mount Retention	With
PCB Mount Retention Type	Boardlock
Mating Retention Type	Locking Tab
Connector Mounting Type	Board Mount

Housing Features

PCB Mount Retention Material	Phosphor Bronze
Centerline (Pitch)	3 mm[.118 in]
Housing Color	Black
Housing Material	High Temperature Nylon

Dimensions

PCB Thickness (Recommended)	.06 mm[1.57 in]
Wire Size	.051 – .517 mm²

Usage Conditions

Operating Temperature Range	-40 – 105 °C[-40 – 221 °F]
-----------------------------	----------------------------



Operation/Application

Circuit Application	Power
---------------------	-------

Industry Standards

CSA Rating	Certified, LR 7189
Glow Wire Material Rating	Material with GWFI 850°C, Material with GWIT ≥ 775°C
UL Rating	Recognized
Agency/Standard	CNR, USR
Approved Standards	UL E28476
UL Flammability Rating	UL 94V-0
Glow Wire Rating	GWT 750°C (Without Flame)

Packaging Features

Packaging Quantity	215
Packaging Method	Tape

Product Compliance

For compliance documentation, visit the product page on [TE.com](#)>

EU RoHS Directive 2011/65/EU	Compliant
EU ELV Directive 2000/53/EC	Compliant
China RoHS 2 Directive MIIT Order No 32, 2016	No Restricted Materials Above Threshold
EU REACH Regulation (EC) No. 1907/2006	Current ECHA Candidate List: JUNE 2023 (235) Candidate List Declared Against: JUNE 2023 (235) Does not contain REACH SVHC
Halogen Content	Low Halogen - Br, Cl, F, I < 900 ppm per homogenous material. Also BFR/CFR/PVC Free
Solder Process Capability	Reflow solder capable to 260°C

Product Compliance Disclaimer

This information is provided based on reasonable inquiry of our suppliers and represents our current actual knowledge based on the information they provided. This information is subject to change. The part numbers that TE has identified as EU RoHS compliant have a maximum concentration of 0.1% by weight in homogenous materials for lead, hexavalent chromium, mercury, PBB, PBDE, DBP, BBP, DEHP, DIBP, and 0.01% for cadmium, or qualify for an exemption to these limits as defined in the Annexes of Directive 2011/65/EU (RoHS2). Finished electrical and electronic equipment products will be CE marked as required by Directive 2011/65/EU. Components may not be CE marked. Additionally, the part numbers that TE has identified as EU ELV compliant have a maximum concentration of 0.1% by weight in homogenous materials for lead, hexavalent chromium, and mercury, and 0.01% for cadmium, or qualify for an exemption to these limits as defined in the Annexes of Directive 2000/53/EC (ELV). Regarding the REACH Regulation, the information TE provides






on SVHC in articles for this part number is based on the latest European Chemicals Agency (ECHA) ‘Guidance on requirements for substances in articles’ posted at this URL: <https://echa.europa.eu/guidance-documents/guidance-on-reach>

Compatible Parts


 TE Part # 1445022-2 MICRO MNL RECEPT HSG SINGLE R	 TE Part # 2008571-2 2 POS MICRO MNL, TOP LATCH, BL	 TE Part # 2029030-2 2P MICRO MNL HDR ASY SR SIDE L	 TE Part # 2029047-2 2P MICRO MNL RCPT HSG SR SIDE
 TE Part # 2029102-2 2P MICRO MNL RCPT SR SIDE WHT	 TE Part # 2029104-2 2P MICRO MNL HDR ASY SR SIDE N	 TE Part # 2008570-2 2 POS MICRO MNL, SIDE LATCH, B	 TE Part # 1-2008570-2 2 POS MICRO MNL, SIDE LATCH, N
 TE Part # 1-2008571-2 2 POS MICRO MNL, TOP LATCH, NA	 TE Part # 1-2029030-2 2P MICRO MNL HDR ASY SR SIDE L	 TE Part # 2315752-2 2P, MICRO MNL RCPT HSG SINGLE ROW, V0 GW	

Also in the Series | Micro MATE-N-LOK


 Insertion & Extraction Tools(1)	 Power Contacts(27)	 Rectangular Power Connectors(466)
--	---	--

Customers Also Bought

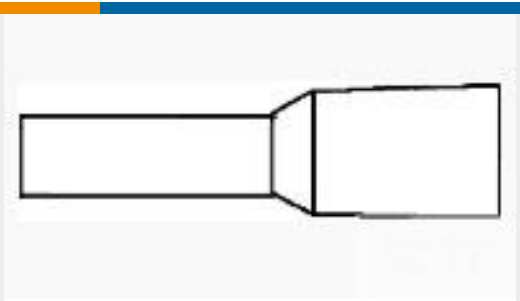





TE Part #1-1734260-2  
1.25 WTB HDR SMT, 12 POS




TE Part #6339488-1  
VERTICAL BATTERY CONNECTOR ASSY




TE Part #966067-5  
FER,WIRE,PL SLV,.75/18,L8,GREY,LP




TE Part #1-2324271-3  
RIGHT SEGMENT LGA4189-4  
SOCKETP4 FOR ODM




TE Part #382811-6  
SHUNT, ECON, PHBR 15 AU,BLACK



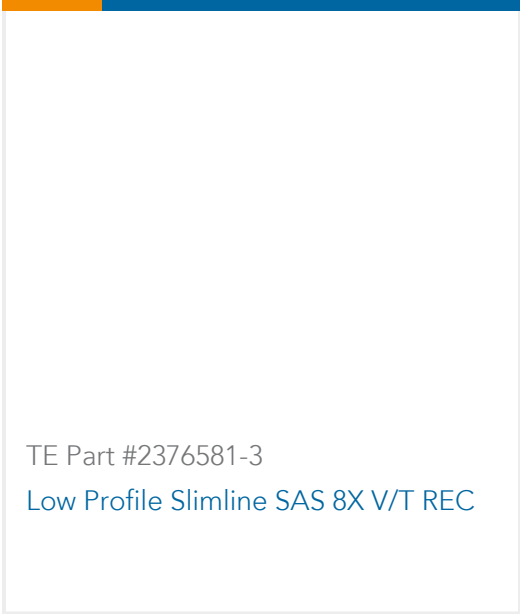
TE Part #1-2324271-4  
LEFT SEGMENT LGA4189-4 SOCKET-P4 FOR ODM



TE Part #1-2825261-0  
10P VAL-U-LOK HCS VRT HDR W/P V0



TE Part #2366031-3  
CAGE ASSY W/ HS,SFP-DD 1X1



TE Part #2376581-3  
Low Profile Slimline SAS 8X V/T REC

Documents

Product Drawings  
MICRO MNL HDR ASSY SINGLE ROW  
English

CAD Files  
Customer View Model  
ENG\_CVM\_CVM\_2-1445056-2\_D.2d\_dxf.zip  
English  
3D PDF  
3D  
Customer View Model  
ENG\_CVM\_CVM\_2-1445056-2\_D.3d\_igs.zip  
English  
Customer View Model  
ENG\_CVM\_CVM\_2-1445056-2\_D.3d\_stp.zip  
English

By downloading the CAD file I accept and agree to the Terms and Conditions of use.

Datasheets & Catalog Pages



SOFT\_SHELL\_PIN\_AND\_SOCKET\_CONNECTORS\_CATALOG

English

MICRO MATE-N-LOK CONNECTOR SYSTEM

English

Product Specifications

Application Specification

English