



AMP CT

TE Internal #: 2-292141-2  
PCB Mount Header, Vertical, Wire-to-Board, 22 Position, 2 mm [.079 in] Centerline, Fully Shrouded, Tin, Through Hole - Solder, Power & Signal, AMP CT

[View on TE.com >](#)

Connectors > PCB Connectors > PCB Headers & Receptacles > CT 2mm Dbl Row Assembly w/Boss: Vert.



Connector System: **Wire-to-Board**  
Number of Positions: **22**  
Number of Rows: **2**  
Centerline (Pitch): **2 mm [.079 in]**  
PCB Mount Orientation: **Vertical**

[All CT 2mm Dbl Row Assembly w/Boss: Vert. \(26\)](#)

Features

Product Type Features

Connector System	Wire-to-Board
Header Type	Fully Shrouded
Sealable	No
Connector & Contact Terminates To	Printed Circuit Board
PCB Connector Assembly Type	PCB Mount Header

Configuration Features

Number of Positions	22
Number of Rows	2
PCB Mount Orientation	Vertical

Electrical Characteristics

Operating Voltage	125 VAC
-------------------	---------

Body Features

--	--



Primary Product Color	Natural
-----------------------	---------

Contact Features

Contact Mating Area Length	4.7 mm[.185 in]
PCB Contact Termination Area Plating Material Thickness	1 μm[39.37 μin]
Contact Layout	Inline
Mating Pin Diameter	.6 mm[.024 in]
Contact Shape & Form	Round, Rounded
Contact Mating Area Plating Material Finish	Bright
PCB Contact Termination Area Plating Material	Tin
Contact Base Material	Brass
Contact Mating Area Plating Material	Tin
Contact Type	Pin
Contact Current Rating (Max)	4 A

Termination Features

Round Termination Post & Tail Diameter	.6 mm[.024 in]
Termination Post & Tail Length	3.2 mm[.126 in]
Termination Method to Printed Circuit Board	Through Hole - Solder

Mechanical Attachment

PCB Mount Alignment Type	Boss
Mating Alignment Type	Polarization
Mating Retention	Without
PCB Mount Retention Type	Boardlock
Mating Retention Type	Polarized Lock
Connector Mounting Type	Board Mount
Mating Alignment	With
PCB Mount Alignment	With
PCB Mount Retention	With

Housing Features

Housing Material	66 Nylon
Centerline (Pitch)	2 mm[.079 in]

Dimensions

Connector Length	27.9 mm[1.098 in]
------------------	-------------------



Connector Height	7.5 mm[.295 in]
Connector Width	10.7 mm[.421 in]
PCB Thickness (Recommended)	1.6 mm[.063 in]
Row-to-Row Spacing	6.5 mm[.256 in]

Usage Conditions

Operating Temperature Range	-30 – 105 °C[-22 – 221 °F]
-----------------------------	----------------------------

Operation/Application

Assembly Process Feature	Pick and Place Cover
Circuit Application	Power & Signal

Industry Standards

Agency/Standard	CSA, UL
Approved Standards	CSA LR7189, UL E28476
UL Flammability Rating	UL 94V-0

Packaging Features

Packaging Quantity	160
Packaging Type	Box, Tray

Product Compliance

For compliance documentation, visit the product page on TE.com>

EU RoHS Directive 2011/65/EU	Compliant
EU ELV Directive 2000/53/EC	Compliant
China RoHS 2 Directive MIIT Order No 32, 2016	No Restricted Materials Above Threshold
EU REACH Regulation (EC) No. 1907/2006	Current ECHA Candidate List: JUNE 2023 (235) Candidate List Declared Against: JUNE 2023 (235) Does not contain REACH SVHC
Halogen Content	Low Halogen - Br, Cl, F, I < 900 ppm per homogenous material. Also BFR/CFR/PVC Free
Solder Process Capability	Wave solder capable to 240°C

Product Compliance Disclaimer

This information is provided based on reasonable inquiry of our suppliers and represents our current actual knowledge based on the information they provided. This information is subject to change. The part numbers that TE has identified as EU RoHS compliant have a maximum concentration of 0.1% by weight in homogenous materials for lead, hexavalent chromium, mercury, PBB, PBDE, DBP, BBP, DEHP, DIBP, and 0.01% for cadmium, or qualify for an exemption to these



limits as defined in the Annexes of Directive 2011/65/EU (RoHS2). Finished electrical and electronic equipment products will be CE marked as required by Directive 2011/65/EU. Components may not be CE marked. Additionally, the part numbers that TE has identified as EU ELV compliant have a maximum concentration of 0.1% by weight in homogenous materials for lead, hexavalent chromium, and mercury, and 0.01% for cadmium, or qualify for an exemption to these limits as defined in the Annexes of Directive 2000/53/EC (ELV). Regarding the REACH Regulation, the information TE provides on SVHC in articles for this part number is based on the latest European Chemicals Agency (ECHA) 'Guidance on requirements for substances in articles' posted at this URL: <https://echa.europa.eu/guidance-documents/guidance-on-reach>

Compatible Parts

TE Part # 2-179608-2  
CT DBL ROW HOLDER,MT,22P,NA

TE Part # 2-179472-2  
CT DBL ROW HOLDER,CRIMP,22P,NA

TE Part # 2-175133-2  
CT DOUBLE ROW 22P HOLDER NATU.

Also in the Series | AMP CT

PCB Connector Mounting(46)

PCB Headers & Receptacles(756)

Wire-to-Board Connector Assemblies & Housings(256)

Wire-to-Board Connector Contacts(8)


Customers Also Bought

TE Part #1-292141-6  
CT DOUBLE ROW ASSY V 16P W/BOS


TE Part #1-292132-5  
CT P/HDR BOX V 15P NAT

TE Part #292250-4  
CT P/HDR BOX H ASSY 4P W/KINK


TE Part #2383945-2  
TERMI-BLOK SMD MOUNT 180\_2P\_3.81 MM 12A




TE Part #3-1939755-6  
[.5FHR04H,220,S,GIG,30/Sn,HT,NS](#)




TE Part #5-292208-6  
[MINI CT D/R DIP 36P BLACK](#)




TE Part #6-292208-0  
[MINI CT D/R DIP 40P BLACK](#)



TE Part #5-292208-0  
[MINI CT D/R DIP 30P BLACK](#)



TE Part #4-292208-6  
[MINI CT D/R DIP 26P BLACK](#)



TE Part #5-292208-2  
[MINI CT D/R DIP 32P BLACK](#)

Documents

Product Drawings

[CT DOUBLE ROW ASSY V 22P W/BOS](#)

English

CAD Files

[3D PDF](#)

3D

Customer View Model

[ENG\\_CVM\\_CVM\\_2-292141-2\\_O.2d\\_dxf.zip](#)

English

Customer View Model

[ENG\\_CVM\\_CVM\\_2-292141-2\\_O.3d\\_igs.zip](#)

English

Customer View Model

[ENG\\_CVM\\_CVM\\_2-292141-2\\_O.3d\\_stp.zip](#)

English

By downloading the CAD file I accept and agree to the [Terms and Conditions](#) of use.

Product Specifications

[Product Specification](#)

English

[Product Specification](#)

English

[CT DOUBLE ROW CONNECTOR, LEAD FREE VERSION](#)

Japanese

[Product Specification](#)

Japanese



Product Environmental Compliance

Product Compliance

English

Product Compliance

English