

AMP-LATCH

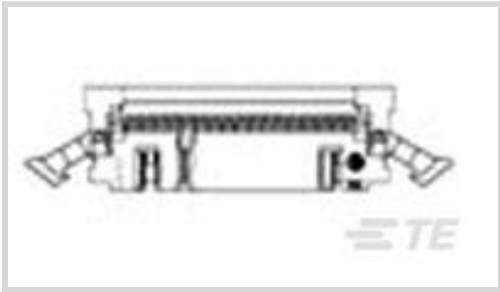
TE Internal #: 2-111494-1

Ribbon Cable Connectors, Wire-to-Wire, 34 Position, 2.54 mm [.1 in] Centerline, 2 Row, Plug, Low Profile, Keyed Mating Alignment Type

[View on TE.com >](#)



Connectors > PCB Connectors > Wire-to-Board Connectors > FFC, FPC & Ribbon Connectors > Ribbon Cable Connectors



Connector System: **Wire-to-Wire**

Number of Positions: **34**

Centerline (Pitch): **2.54 mm [.1 in]**

PCB Mount Retention: **Without**

Row-to-Row Spacing: **2 mm [.1 in]**

Features

Product Type Features

Ribbon Cable Connector Header Type	Shrouded
Connector Product Type	Connector Assembly
Connector System	Wire-to-Wire
Connector & Housing Type	Plug
Connector & Contact Terminates To	Wire & Cable

Configuration Features

Number of Positions	34
Number of Rows	2

Electrical Characteristics

Insulation Resistance	5000 MΩ
Operating Voltage	250 VAC

Body Features

Daisy Chain	Without
Primary Product Color	Black
Connector Profile	Low

Contact Features

Contact Mating Area Length	6.1 mm[.24 in]
Mating Square Post Dimension	.64 mm[.025 in]



Contact Type	Pin
Wire Contact Termination Area Plating Thickness	2.54 µm[100 µin]
Wire Contact Termination Area Plating Material	Tin
Contact Mating Area Plating Material Thickness	.76 µm[29.92 µin][30 µin]
PCB Contact Termination Area Plating Material Finish	Matte
Contact Shape & Form	Dual Beam
PCB Contact Termination Area Plating Material	Tin
Contact Base Material	Phosphor Bronze
Contact Current Rating (Max)	1 A

Termination Features

Termination Post & Tail Length	3.3 mm[.13 in]
Termination Method to Wire & Cable	Insulation Displacement (IDC)

Mechanical Attachment

Mating Alignment	With
Panel Mount Feature	With
Panel Mount Feature Type	Mounting Ears
PCB Mount Retention	Without
Mating Alignment Type	Keyed
Mating Retention	With
Mating Retention Type	Ejection Latch
Connector Mounting Type	Panel Mount

Housing Features

Housing Material	Thermoplastic
Centerline (Pitch)	2.54 mm[.1 in]

Dimensions

Shrouded End Dimension	3.81 mm[.15 in]
Connector Length	67.97 mm[2.676 in]
Connector Height	23.75 mm[.935 in]
Connector Width	8.38 mm[.33 in]
Wire Size	.08 – .15 mm²
Compatible Insulation Diameter Range	.81 – .97 mm[.032 – .038 in]
Row-to-Row Spacing	2 mm[.1 in]



Usage Conditions

Operating Temperature Range	-65 – 105 °C[-85 – 221 °F]
-----------------------------	----------------------------

Operation/Application

Circuit Application	Signal
---------------------	--------

Industry Standards

UL Rating	Recognized
Agency/Standard	CSA, UL
Approved Standards	CSA LR7189, UL E28476
UL Flammability Rating	UL 94V-0

Packaging Features

Packaging Quantity	30
Packaging Method	Box & Tray, Tray

Product Compliance

For compliance documentation, visit the product page on TE.com>







EU RoHS Directive 2011/65/EU	Compliant
EU ELV Directive 2000/53/EC	Compliant
China RoHS 2 Directive MIIT Order No 32, 2016	No Restricted Materials Above Threshold
EU REACH Regulation (EC) No. 1907/2006	Current ECHA Candidate List: JUNE 2023 (235) Candidate List Declared Against: JUNE 2023 (235) Does not contain REACH SVHC
Halogen Content	Not Low Halogen - contains Br or Cl > 900 ppm.
Solder Process Capability	Not applicable for solder process capability

Product Compliance Disclaimer











This information is provided based on reasonable inquiry of our suppliers and represents our current actual knowledge based on the information they provided. This information is subject to change. The part numbers that TE has identified as EU RoHS compliant have a maximum concentration of 0.1% by weight in homogenous materials for lead, hexavalent chromium, mercury, PBB, PBDE, DBP, BBP, DEHP, DIBP, and 0.01% for cadmium, or qualify for an exemption to these limits as defined in the Annexes of Directive 2011/65/EU (RoHS2). Finished electrical and electronic equipment products will be CE marked as required by Directive 2011/65/EU. Components may not be CE marked. Additionally, the part numbers that TE has identified as EU ELV compliant have a maximum concentration of 0.1% by weight in homogenous materials for lead, hexavalent chromium, and mercury, and 0.01% for cadmium, or qualify for an exemption to these limits as defined in the Annexes of Directive 2000/53/EC (ELV). Regarding the REACH Regulation, the information TE provides on SVHC in articles for this part number is based on the latest European Chemicals Agency (ECHA) 'Guidance on requirements for substances in articles' posted at this URL: <https://echa.europa.eu/guidance-documents/guidance-on-reach>



Compatible Parts

 TE Part # 1658621-8 34 NOVO MIL/CTR 15DP,LEAD FREE	 TE Part # 1-1658526-8 609-3430LF FEM SOCKET,LEAD FREE	 TE Part # 1658622-8 34 NOVO MIL/CTR 30DP,LEAD FREE	 TE Part # 1658620-8 34 NOVO MIL 15DP, LEAD FREE
 TE Part # 1658623-8 34 NOVO MIL 30DP, LEAD FREE	 TE Part # 1658624-8 034 NOVO DUAL 30DP FT		

Customers Also Bought

 TE Part #5787683-1 15 RCPT SP/FMS SCRLK	 TE Part #3-2176231-9 3522 390R 1% 3W	 TE Part #2-1625999-4 HSC100 2K2 5%	 TE Part #1-2308265-5 QL SET FOR VARIANT B 5
 TE Part #5748676-2 DIE CAST CBL CLMP KIT,SZ 2	 TE Part #2-1614884-4 CPF 0805 20R 0.1% 25PPM 1K RL	 TE Part #5747846-2 25 MSFL RCPT RA 318 (FM,BL)	 TE Part #120943-6 ASSEMBLY, R/A UPM RECPT, 8 POS
 TE Part #1-2176397-5 3502 3R9 1%	 TE Part #8-1879501-0 CRGH2512 5% 2K0 2W		



Documents

Product Drawings

034 UNIV I/O 30DP SLOT LTCH

English

CAD Files

3D PDF

3D

Customer View Model

ENG_CVM_CVM_2-111494-1_K.2d_dxf.zip

English

Customer View Model

ENG_CVM_CVM_2-111494-1_K.3d_igs.zip

English

Customer View Model

ENG_CVM_CVM_2-111494-1_K.3d_stp.zip

English

By downloading the CAD file I accept and agree to the [Terms and Conditions](#) of use.

Datasheets & Catalog Pages

Ribbon Cable Interconnect Solutions

English

Product Specifications

Application Specification

English

Instruction Sheets

Removal Tool for Universal Header Latches

English

Instruction Sheet (U.S.)

English

Agency Approvals

Agency Approval Document

English