




Applicable standard									
Rating	Operating temperature range	-35 °C to +85°C (Note1)		Storage temperature range	-10 °C to +60°C (Note3)				
	Operating humidity range	40% to 80% (Note2)		Storage humidity range	40% to 70% (Note3)				
	Applicable connector	DF5A-*DS-5C		Current (*2)	Number of contact	AWG 18	AWG 20	AWG 22	
	Voltage (*1)	500 V AC/DC				4,6	8 A	6 A	5 A
	UL-CSA Rating	Voltage	See(*1)			8,10	7 A	6 A	5 A
Current		See(*2)				12	7 A	6 A	4 A
				14,16	7 A	6 A	4 A		
Specifications									
Item	Test method			Requirements			QT	AT	
Construction									
General examination	Visually and by measuring instrument.			According to drawing.			X	X	
Marking	Confirmed visually.						X	X	
Electric characteristics									
Contact resistance Millivolt level method	100mA (DC or 1000Hz).			30 mΩ MAX.			X	-	
Insulation resistance	500 V DC.			1000 MΩ MIN.			X	-	
Voltage proof	1500 V AC for 1 min.			No flashover or breakdown.			X	-	
Mechanical characteristics									
Mechanical operation	30 times insertion and extraction.			①Contact resistance: 30 mΩ MAX. ②No damage, crack or looseness of parts.			X	-	
Vibration	Frequency 10 to 55Hz, single amplitude 0.75 mm, at 2h, for 3 directions.			①No electrical discontinuity of 10 μ s. ②No damage, crack or looseness of parts.			X	-	
Shock	490 m/s ² duration of pulse 11 ms at 3 times for 3 directions.						X	-	
Environmental characteristics									
Damp heat (Steady state)	Exposed at 40 ± 2°C , 90 to 95 %, 96 h. (After leaving the room temperature for 1-2h.)			①Contact resistance: 30 mΩ MAX. ②Insulation resistance: 500 MΩ MIN. ③No damage, crack or looseness of parts.			X	-	
Rapid change of temperature	Temperature -55 →5 to 35→ 85 →5 to 35 °c Time 30 → 5 → 30 → 5 min Under 5 cycles.			①Contact resistance: 30 mΩ MAX. ②Insulation resistance: 1000 MΩ MIN. ③No damage, crack or looseness of parts.			X	-	
Resistance to soldering heat	[Recommended temperature profile] Solder temperature 260±3°C for immersing duration 10±1s. [Recommended manual soldering condition] Soldering iron temperature:350±5°C for within 3±1s No strength on contact.			No deformation on case or excessive looseness of the terminals.			X	-	
Solderability	Soldered at solder temperature : 235°c For in immersing duration : 5s.			New uniform coating of solder shall cover minimum of 95 % of the surface being immersed.			X	-	
Remarks									
Note 1:Including the temperature rising by current.									
Note 2:No condensing									
Note 3:Apply to the condition of long term storage for unused products before pcb on board, after pcb on board, operating temperature and humidity range is applied for interim storage during transportation.									
	Count	Description of revisions		Designed	Checked	Date			
									
Unless otherwise specifid , refer to IEC 60512.				Approved	KI. AKIYAMA	15. 11. 05			
				Checked	TS. FUKUSHIMA	15. 11. 05			
				Designed	HT. SATO	15. 11. 04			
				Drawn	MI. SAKIMURA	15. 11. 02			
Note QT:Qualification Test AT:Assurance Test X:Applicable Test				Drawing no.		ELC-302829-35-00			
	Specification sheet			Part no.	DF5A-*DP-5DSA (35)				
	Hirose electric co., ltd.			Code no.	CL676-		1/1		