



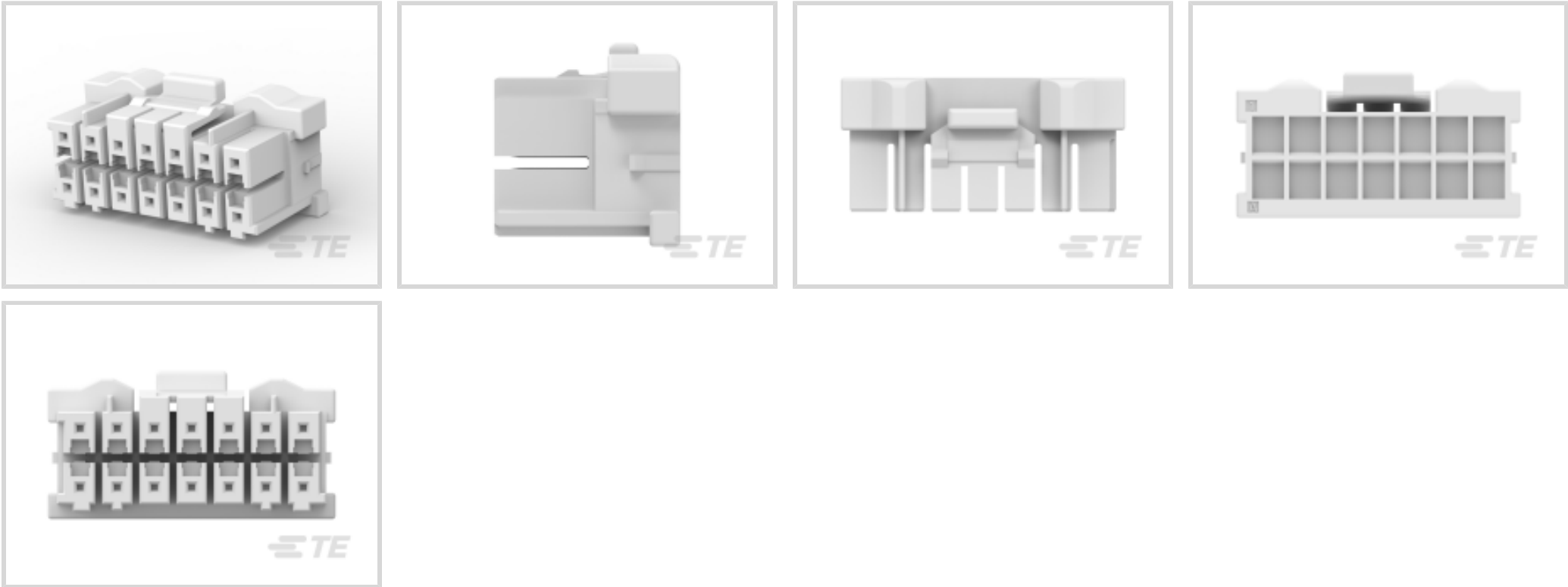
GRACE INERTIA 3.3

TE Internal #: 1-1971905-7

Rectangular Power Connectors, Housing, Plug, Wire-to-Board, 14 Position, 3.3 mm [.129 in] Centerline, Wire & Cable, UL 94V-0, GRACE INERTIA 3.3

[View on TE.com >](#)

Connectors > Power Connectors > Rectangular Power > Rectangular Power Connectors > Glow Wire GRACE INERTIA Plug



Rectangular Power Connector Type: **Housing**

Connector & Housing Type: **Plug**

Connector System: **Wire-to-Board**

Number of Positions: **14**

Centerline (Pitch): **3.3 mm [ .129 in ]**

[All Glow Wire GRACE INERTIA Plug \(78\)](#)

Features

Product Type Features

Rectangular Power Connector Type	Housing
Connector & Housing Type	Plug
Connector System	Wire-to-Board
Sealable	No
Connector & Contact Terminates To	Wire & Cable

Configuration Features

Number of Positions	14
Number of Power Positions	14
Number of Signal Positions	14
Number of Rows	2

Electrical Characteristics

Operating Voltage	250 VDC
-------------------	---------



Body Features

Connector & Keying Code	A
-------------------------	---

Contact Features

Contact Mating Area Plating Material	Tin
Contact Current Rating (Max)	4 A
Contact Retention Within Housing	With
Contact Type	Receptacle
Contact Mating Area Plating Material Thickness	2 µm[78.73 µin]

Termination Features

Termination Method to Wire & Cable	Crimp
------------------------------------	-------

Mechanical Attachment

Mating Alignment Type	Keyed
Mating Retention	With
Mating Alignment	With
Mating Retention Type	Latch
Connector Mounting Type	Cable Mount (Free-Hanging)

Housing Features

Centerline (Pitch)	3.3 mm[.129 in]
Housing Color	Natural
Housing Material	PA 66 GF

Dimensions

Wire Size	414.44 – 1045.97 CMA
Row-to-Row Spacing	5.2 mm[.205 in]

Usage Conditions

Operating Temperature Range	-30 – 105 °C[-22 – 221 °F]
-----------------------------	----------------------------

Operation/Application

Circuit Application	Power & Signal
---------------------	----------------

Industry Standards

UL Flammability Rating	UL 94V-0
Glow Wire Rating	GWT 750°C (Without Flame)

Packaging Features

--	--



Packaging Quantity	800
Packaging Method	Bag

Product Compliance

For compliance documentation, visit the product page on TE.com>

EU RoHS Directive 2011/65/EU	Compliant
EU ELV Directive 2000/53/EC	Compliant
China RoHS 2 Directive MIIT Order No 32, 2016	No Restricted Materials Above Threshold
EU REACH Regulation (EC) No. 1907/2006	Current ECHA Candidate List: JUNE 2023 (235) Candidate List Declared Against: JUNE 2023 (235) Does not contain REACH SVHC
Halogen Content	Not Low Halogen - contains Br or Cl > 900 ppm.
Solder Process Capability	Not reviewed for solder process capability

Product Compliance Disclaimer

This information is provided based on reasonable inquiry of our suppliers and represents our current actual knowledge based on the information they provided. This information is subject to change. The part numbers that TE has identified as EU RoHS compliant have a maximum concentration of 0.1% by weight in homogenous materials for lead, hexavalent chromium, mercury, PBB, PBDE, DBP, BBP, DEHP, DIBP, and 0.01% for cadmium, or qualify for an exemption to these limits as defined in the Annexes of Directive 2011/65/EU (RoHS2). Finished electrical and electronic equipment products will be CE marked as required by Directive 2011/65/EU. Components may not be CE marked. Additionally, the part numbers that TE has identified as EU ELV compliant have a maximum concentration of 0.1% by weight in homogenous materials for lead, hexavalent chromium, and mercury, and 0.01% for cadmium, or qualify for an exemption to these limits as defined in the Annexes of Directive 2000/53/EC (ELV). Regarding the REACH Regulation, the information TE provides on SVHC in articles for this part number is based on the latest European Chemicals Agency (ECHA) 'Guidance on requirements for substances in articles' posted at this URL: <https://echa.europa.eu/guidance-documents/guidance-on-reach>


Compatible Parts



Also in the Series | GRACE INERTIA 3.3



PCB Latches, Locks & Retainers(7)



Power Contacts(3)



Rectangular Connector Locking(8)



Rectangular Power Connectors(70)

Customers Also Bought



TE Part #206070-8  
CABLE CLAMP KIT #17




TE Part #DT04-2P  
REC, 2P, GRY, N



TE Part #DT06-2S  
PLG, 2P, GRY, N



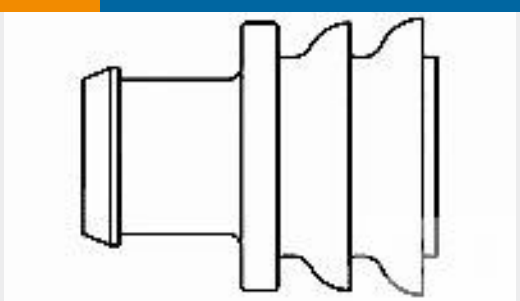
TE Part #W2S  
Wedgelocks: DEUTSCH DT



TE Part #0462-201-16141  
DEUTSCH Solid Contacts



TE Part #282104-1  
AMP SUPERSEAL 1.5MM,  
CONNECTOR HOUSING



TE Part #281934-2  
SINGLE WIRE SEAL

Documents

Product Drawings

PLUG HOUSING 14POS,KEYING-A,NEW GIC3.3

English

CAD Files

3D PDF

3D

Customer View Model

ENG\_CVM\_CVM\_1-1971905-7\_C.2d\_dxf.zip

English

Customer View Model

ENG\_CVM\_CVM\_1-1971905-7\_C.3d\_igs.zip

English

Customer View Model

ENG\_CVM\_CVM\_1-1971905-7\_C.3d\_stp.zip

English

By downloading the CAD file I accept and agree to the [Terms and Conditions](#) of use.



---

Datasheets & Catalog Pages

[GI3.3\\_QRG\\_CN](#)

---

Product Specifications

[Application Specification](#)

English

---

Product Environmental Compliance

[TE Material Declaration](#)

English