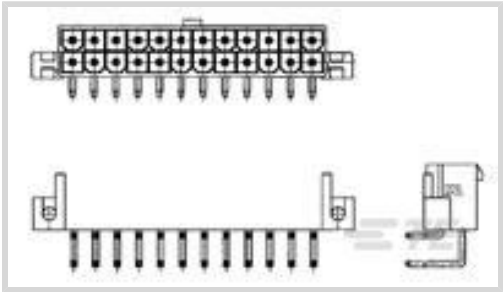




Connectors > Rectangular Connectors > Standard Rectangular Connectors



Connector Product Type: **Connector Assembly**

Connector & Housing Type: **Plug**

Mating Alignment: **With**

Mating Alignment Type: **Keyed**

Mating Retention: **With**

Features

Product Type Features

Connector Product Type	Connector Assembly
Connector & Housing Type	Plug
Connector System	Wire-to-Board
Insertion Force Type	Normal
Sealable	No
Connector & Contact Terminates To	Printed Circuit Board

Configuration Features

Contacts Preloaded	Yes
PCB Mount Orientation	Right Angle
Number of Signal Positions	24
Number of Positions	24
Number of Rows	2

Electrical Characteristics

Operating Voltage	600 VAC
-------------------	---------

Contact Features

Contact Layout	Matrix
Contact Type	Pin
PCB Contact Termination Area Plating Material	Tin



Contact Mating Area Plating Material	Tin
Contact Retention Within Housing	Without
Contact Current Rating (Max)	9 A

Termination Features

Termination Post & Tail Length	3.6 mm[.14 in]
Termination Method to Printed Circuit Board	Through Hole - Solder

Mechanical Attachment

PCB Mount Alignment	Without
PCB Mount Retention	With
PCB Mount Retention Type	Mounting Hole
Mating Alignment	With
Mating Alignment Type	Keyed
Mating Retention	With
Mating Retention Type	Latch
Connector Mounting Type	Board Mount

Housing Features

Housing Material	Nylon
Housing Color	Natural
Centerline (Pitch)	4.19 mm[.165 in]

Dimensions

Compatible Insulation Diameter (Max)	2.39 mm
Connector Height	9.8 mm[.386 in]
PCB Thickness (Recommended)	1.6 mm[.063 in]
Product Width	12.8 mm[.503 in]
Product Length	51.6 mm[2.031 in]
Row-to-Row Spacing	4.2 mm[.165 in]
Compatible Insulation Diameter Range	1.2 – 3.1 mm[.047 – .122 in]
Wire Size	.12 – 1.4 mm²

Usage Conditions

Operating Temperature Range	-40 – 105 °C[-40 – 221 °F]
-----------------------------	----------------------------

Operation/Application

Halogen Free	Yes
--------------	-----



Shielded	No
Circuit Application	Power

Identification Marking

Circuit Identification Feature	With
--------------------------------	------

Industry Standards

CSA Rating	208567
UL Rating	Recognized
Glow Wire Rating	Standard Part - Not Glow Wire
Agency/Standard	CSA, UL
Approved Standards	UL E28476
UL Flammability Rating	UL 94V-0

Packaging Features

Packaging Quantity	60
Packaging Method	Box & Tray, Tray

Product Compliance

For compliance documentation, visit the product page on [TE.com](#)>

EU RoHS Directive 2011/65/EU	Compliant
EU ELV Directive 2000/53/EC	Compliant
China RoHS 2 Directive MIIT Order No 32, 2016	No Restricted Materials Above Threshold
EU REACH Regulation (EC) No. 1907/2006	Current ECHA Candidate List: JUNE 2023 (235) Candidate List Declared Against: JUNE 2023 (235) Does not contain REACH SVHC
Halogen Content	Low Halogen - Br, Cl, F, I < 900 ppm per homogenous material. Also BFR/CFR/PVC Free
Solder Process Capability	Wave solder capable to 265°C

Product Compliance Disclaimer

This information is provided based on reasonable inquiry of our suppliers and represents our current actual knowledge based on the information they provided. This information is subject to change. The part numbers that TE has identified as EU RoHS compliant have a maximum concentration of 0.1% by weight in homogenous materials for lead, hexavalent chromium, mercury, PBB, PBDE, DBP, BBP, DEHP, DIBP, and 0.01% for cadmium, or qualify for an exemption to these limits as defined in the Annexes of Directive 2011/65/EU (RoHS2). Finished electrical and electronic equipment products will be CE marked as required by Directive 2011/65/EU. Components may not be CE marked. Additionally, the part numbers that TE has identified as EU ELV compliant have a maximum concentration of 0.1% by weight in homogenous materials for lead, hexavalent chromium, and mercury, and 0.01% for cadmium, or qualify for an exemption to these limits



as defined in the Annexes of Directive 2000/53/EC (ELV). Regarding the REACH Regulation, the information TE provides on SVHC in articles for this part number is based on the latest European Chemicals Agency (ECHA) 'Guidance on requirements for substances in articles' posted at this URL: <https://echa.europa.eu/guidance-documents/guidance-on-reach>

Compatible Parts



TE Part # 2-1586019-4  
24P RCPT VAL-U-LOK V0




TE Part # 2-1969613-4  
24P PM PLUG VAL-U-LOK V0




TE Part # 2-1969612-4  
24P FH PLUG VAL-U-LOK V0


Customers Also Bought




TE Part #5646488-1  
2MM H.M., A/B-19 RECEPT. ASSY.



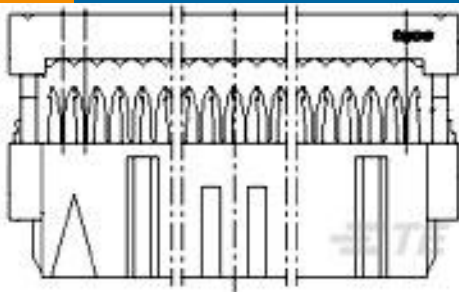
TE Part #5650473-5  
ASSY,PIN,EUROCARD,TYPE C,LEAD-




TE Part #202516-3  
42 POS. FEMALE RECP. BLOCK




TE Part #1-746610-8  
34 DIP PLUG, 100CL, LEAD FREE




TE Part #3-215915-4  
AMP-LATCH 15.2 HIGH TAPE




TE Part #1-1761681-1  
IDC LOW PRO HDR 34P VERT HT BLACK




TE Part #3-2176389-4  
RQ 1206 237R 0.1% 10PPM 5K RL BLACK



TE Part #4-2176389-3  
RQ 1206 294R 0.1% 10PPM 5K RL



TE Part #NB11652001  
ATUM-6/2-0-STK



TE Part #NB11022001  
ATUM-4/1-0-STK

Documents

Product Drawings  
24P VAL-U-LOK R/A HDR SCRMT V0

English



CAD Files

3D PDF

3D

Customer View Model

ENG\_CVM\_CVM\_2-1586044-4\_A\_c-2-1586044-4-a.2d\_dxf.zip

English

Customer View Model

ENG\_CVM\_CVM\_2-1586044-4\_A\_c-2-1586044-4-a.3d\_igs.zip

English

Customer View Model

ENG\_CVM\_CVM\_2-1586044-4\_A\_c-2-1586044-4-a.3d\_stp.zip

English

By downloading the CAD file I accept and agree to the [Terms and Conditions](#) of use.

Datasheets & Catalog Pages

SOFT\_SHELL\_PIN\_AND\_SOCKET\_CONNECTORS\_CATALOG

English

Product Specifications

Application Specification

English

Agency Approvals

UL Report

English