



Connectors > Automotive Connectors > Automotive Housings



Connector System: Wire-to-Board, Wire-to-Device, Wire-to-Wire

Number of Positions: 2

Connector & Housing Type: Housing for Male Terminals

Centerline (Pitch): 5 mm [ .197 in ]

Sealable: No

Features

Product Type Features

Mixed & Hybrid Connector	No
Connector Shape	Rectangular
Connector System	Wire-to-Board, Wire-to-Device, Wire-to-Wire
Connector & Housing Type	Housing for Male Terminals
Sealable	No
Primary Locking Feature	Integrated in Housing

Configuration Features

Number of Positions	2
Number of Rows	1

Electrical Characteristics

Operating Voltage	125 VAC
Nominal Voltage Architecture	12 V, 24 V, 42 V, 48 V, 80 V, 90 V, 125 V

Body Features

Cable Exit Angle	180°
Primary Product Color	Gray
Connector & Keying Code	B

Contact Features

--	--



Contact Size	1.8mm
--------------	-------

Mechanical Attachment

Terminal Position Assurance	No
Strain Relief	Add By Accessory
Mating Alignment Type	Keyed
Mating Alignment	With
Connector Mounting Type	Cable Mount (Free-Hanging)

Housing Features

Housing Material	PBT GF
Centerline (Pitch)	5 mm[.197 in]

Dimensions

Connector Height	42.3 mm[1.67 in]
Product Width	18.5 mm[.728 in]
Product Length	18.4 mm[.72 in]

Usage Conditions

Operating Temperature (Max)	70 °C, 75 °C, 80 °C, 85 °C, 90 °C, 100 °C, 105 °C, 110 °C, 120 °C, 125 °C[158 °F][167 °F][176 °F][185 °F][194 °F][212 °F][221 °F][230 °F][248 °F][257 °F]
Operating Temperature Range	-40 – 125 °C[-40 – 257 °F]

Industry Standards

UL Flammability Rating	UL 94HB
------------------------	---------

Packaging Features

Packaging Quantity	2000
Packaging Method	Package

Other

Serviceable	Yes
Connector Position Assurance Capable	No

Product Compliance

For compliance documentation, visit the product page on TE.com>

EU RoHS Directive 2011/65/EU	Compliant
EU ELV Directive 2000/53/EC	Compliant



China RoHS 2 Directive MIIT Order No 32, 2016	No Restricted Materials Above Threshold
EU REACH Regulation (EC) No. 1907/2006	Current ECHA Candidate List: JUNE 2023 (235) Candidate List Declared Against: JUNE 2023 (235) Does not contain REACH SVHC
Halogen Content	Low Halogen - Br, Cl, F, I < 900 ppm per homogenous material. Also BFR/CFR/PVC Free
Solder Process Capability	Not reviewed for solder process capability

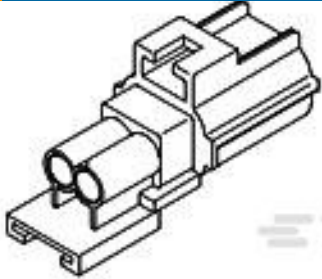
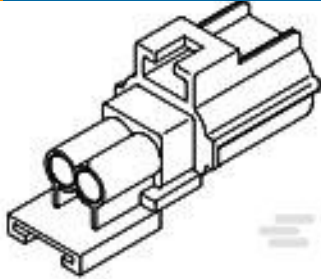
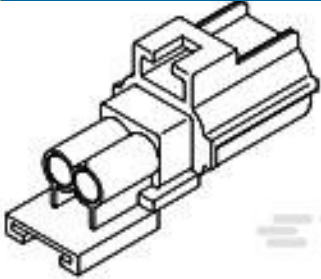
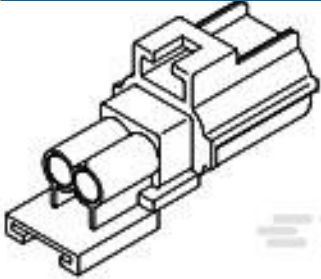
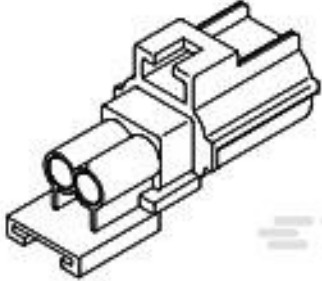
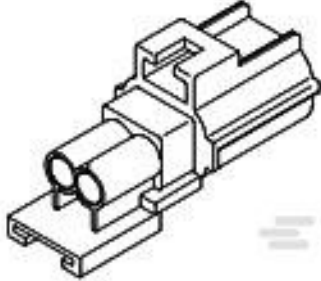
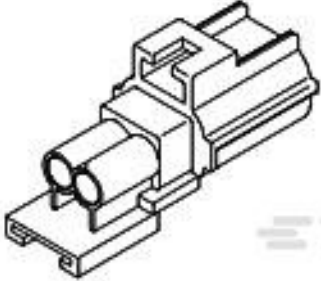
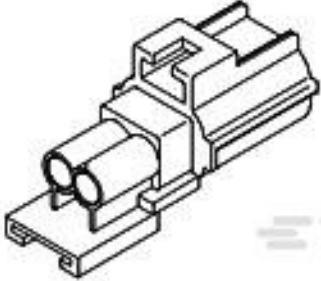
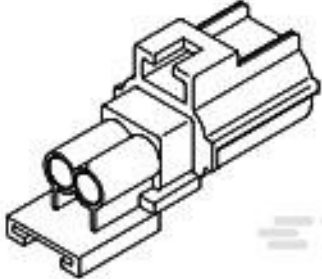



Product Compliance Disclaimer

This information is provided based on reasonable inquiry of our suppliers and represents our current actual knowledge based on the information they provided. This information is subject to change. The part numbers that TE has identified as EU RoHS compliant have a maximum concentration of 0.1% by weight in homogenous materials for lead, hexavalent chromium, mercury, PBB, PBDE, DBP, BBP, DEHP, DIBP, and 0.01% for cadmium, or qualify for an exemption to these limits as defined in the Annexes of Directive 2011/65/EU (RoHS2). Finished electrical and electronic equipment products will be CE marked as required by Directive 2011/65/EU. Components may not be CE marked. Additionally, the part numbers that TE has identified as EU ELV compliant have a maximum concentration of 0.1% by weight in homogenous materials for lead, hexavalent chromium, and mercury, and 0.01% for cadmium, or qualify for an exemption to these limits as defined in the Annexes of Directive 2000/53/EC (ELV). Regarding the REACH Regulation, the information TE provides on SVHC in articles for this part number is based on the latest European Chemicals Agency (ECHA) 'Guidance on requirements for substances in articles' posted at this URL: <https://echa.europa.eu/guidance-documents/guidance-on-reach>








Compatible Parts

<p>TE Part # 184141-1 WIRE SEAL,RUBBER,SENSOR,PURPLE,LIM</p>	<p>TE Part # 184140-1 WIRE SEAL,RUBBER,SENSOR,ORANGE</p>	<p>TE Part # CAT-EC7491-T273 Econoseal Receptacles and Tabs</p>	<p>TE Part # 171631-2 070 TAB CONT GOLD</p>
<p>TE Part # 184060-1 6 POS./6 CIRC PLUG ASSY, KEY A</p>	<p>TE Part # 184175-1 2 POS. CAP LP</p>	<p>TE Part # 184002-1 2 POS. PLUG ASSY, KEY B, GRAY</p>	<p>TE Part # 184139-1 WIRE SEAL,RUBBER,SENSOR,BLUE</p>



 TE Part # 184154-1 2 POS. END CAP HSG., KEY D	 TE Part # 184152-1 2 POS. END CAP HSG., KEY B	 TE Part # 184156-1 2 POS. END CAP HSG., KEY F	 TE Part # 184157-1 2 POS. END CAP HSG., KEY G
 TE Part # 184158-1 2 POS. END CAP HSG., KEY H	 TE Part # 184159-1 2 POS. END CAP HSG., KEY J	 TE Part # 184160-1 2 POS. END CAP HSG., KEY K	 TE Part # 184161-1 2 POS., END CAP HSG., KEY L
 TE Part # 184162-1 2 POS. END CAP HSG., KEY M	 TE Part # 184169-1 2 POS. CAP HSG., KEY G	 TE Part # 184170-1 2 POS. CAP HSG., KEY H	 TE Part # 184173-1 2 POS. CAP HSG., KEY L

Also in the Series | Sealed Sensor Connector SSC System

 Automotive Connector Caps & Covers (7)	 Automotive Connector Locks & Position Assurance(6)	 Automotive Housings(177)	 Automotive Terminals(8)
 Connector Seals & Cavity Plugs(3)	 Insertion & Extraction Tools(1)	 Other Automotive Connector Accessories(6)	

Customers Also Bought





TE Part #AEC16-40SA  
DEUTSCH DRC Housings

TE Part #9-1879352-2  
RR02 5% 2k0 AMMO

TE Part #6-1879352-8  
RR02 5% 200R AMMO

TE Part #171631-1  
E-J MK-2 070 TAB CONT

TE Part #1-825414-5  
JUN-TIM FEMALE HSG 2P

TE Part #184002-1  
2 POS. PLUG ASSY, KEY B, GRAY

TE Part #184095-2  
RECPT, CONTACT .070, PTPPHBZ

TE Part #184139-1  
WIRE SEAL,RUBBER,SENSOR,BLUE

TE Part #776315-1  
68 POSITION PLUG ASSEMBLY

Documents

Product Drawings  
2 POS. CAP HSG., KEY B  
English

CAD Files  
3D PDF  
English  
Customer View Model  
ENG\_CVM\_184164-1\_A.2d\_dxf.zip  
English  
Customer View Model  
ENG\_CVM\_184164-1\_A.3d\_igs.zip  
English  
Customer View Model  
ENG\_CVM\_184164-1\_A.3d\_stp.zip  
English

By downloading the CAD file I accept and agree to the Terms and Conditions of use.

Product Specifications



Application Specification

English