



Connectors > D-Shaped Connectors > D-Sub Connectors > Box Mount D-Sub Connectors



Connector & Housing Type: **Receptacle**

Round Termination Post & Tail Diameter: **.76 mm [.03 in]**

Connector System: **Cable-to-Board**

Number of Positions: **37**

Power/Signal/Coax Combination: **No**

Features

Product Type Features

Connector & Housing Type	Receptacle
Connector System	Cable-to-Board
Connector Shell Size	4
Sealable	No
Connector & Contact Terminates To	Printed Circuit Board

Configuration Features

PCB Mount Orientation	Right Angle
Number of Positions	37
Power/Signal/Coax Combination	No

Body Features

Rear Shell Material	Steel
Rear Shell Plating Material	Zinc
Front Shell Plating Material	Zinc
Front Shell Material	Steel
D-Sub Connector Insert Arrangement	MS18276-1

Contact Features

Contact Mating Area Plating Material	Gold
Contact Base Material	Beryllium Copper, Brass



Contact Type	Socket
Contact Size	Size 20
Contact Current Rating (Max)	5 A

Termination Features

Termination Post & Tail Length	3.18 mm[.125 in]
Round Termination Post & Tail Diameter	.76 mm[.03 in]

Mechanical Attachment

Mounting Hole Diameter	3.05 mm[.12 in]
Mating Alignment	Without

Housing Features

Centerline (Pitch)	2.77 mm[.109 in]
--------------------	------------------

Usage Conditions

Operating Temperature Range	-55 – 125 °C[-67 – 257 °F]
-----------------------------	----------------------------

Operation/Application

Circuit Application	Signal
---------------------	--------

Packaging Features

Packaging Method	Package
------------------	---------

Other

D-Shaped Connectors Comment	"Z" is stamped on connectors following M24308 part number as required. "Z" designates zinc shell plating.
-----------------------------	---

Product Compliance

For compliance documentation, visit the product page on TE.com>

EU RoHS Directive 2011/65/EU	Compliant with Exemptions
EU ELV Directive 2000/53/EC	Compliant with Exemptions
China RoHS 2 Directive MIIT Order No 32, 2016	Restricted Materials Above Threshold
EU REACH Regulation (EC) No. 1907/2006	Current ECHA Candidate List: JUNE 2023 (235) Candidate List Declared Against: JUNE 2023 (235) SVHC > Threshold: Pb (3.7% in Component Part) Article Safe Usage Statements: Do not eat, drink or smoke when using this product. Wash thoroughly after handling. Recycle if possible and dispose of the article by following all applicable governmental regulations relevant to your geographic location.




Halogen Content	Not Low Halogen - contains Br or Cl > 900 ppm.
Solder Process Capability	Wave solder capable to 265°C


Product Compliance Disclaimer

This information is provided based on reasonable inquiry of our suppliers and represents our current actual knowledge based on the information they provided. This information is subject to change. The part numbers that TE has identified as EU RoHS compliant have a maximum concentration of 0.1% by weight in homogenous materials for lead, hexavalent chromium, mercury, PBB, PBDE, DBP, BBP, DEHP, DIBP, and 0.01% for cadmium, or qualify for an exemption to these limits as defined in the Annexes of Directive 2011/65/EU (RoHS2). Finished electrical and electronic equipment products will be CE marked as required by Directive 2011/65/EU. Components may not be CE marked. Additionally, the part numbers that TE has identified as EU ELV compliant have a maximum concentration of 0.1% by weight in homogenous materials for lead, hexavalent chromium, and mercury, and 0.01% for cadmium, or qualify for an exemption to these limits as defined in the Annexes of Directive 2000/53/EC (ELV). Regarding the REACH Regulation, the information TE provides on SVHC in articles for this part number is based on the latest European Chemicals Agency (ECHA) ‘Guidance on requirements for substances in articles’ posted at this URL: <https://echa.europa.eu/guidance-documents/guidance-on-reach>


Customers Also Bought




TE Part #DT06-12SD
PLG, 12P, BRN, N, D




TE Part #5745783-4
25 MSFL RCPT RA 318 (IN,FM)




TE Part #770904-3
MINI UMNL SOK 22-18 AWG AU




TE Part #5-1879208-0
CPF 0402 1K1 0.1% 25PPM 1K RL




TE Part #5-534206-2
04 MODII VRT DR CE 100/115




TE Part #2311768-2
AMPL REC, HD22, R/A, 26P, S/L



TE Part #1-2176308-2
RP 1E 0.1W 174K 0.1% 25PPM 5K RL



TE Part #7-1879128-8
RN 0402 1K0 0.1% 10PPM 5K RL



TE Part #1757835-4
AMPLIMITE, PLUG ASY, R/A, 109, ZN, 4

TE Part #4-1618377-3
WCD-120AC-1=RELAY, CURRENT DIFFERENTIAL

Documents

Product Drawings



AMPLIMITE,R/A RCPT ASY,109,ZN,4

English

CAD Files

3D PDF

3D

Customer View Model

ENG_CVM_CVM_1757836-4_D.2d_dxf.zip

English

Customer View Model

ENG_CVM_CVM_1757836-4_D.3d_igs.zip

English

Customer View Model

ENG_CVM_CVM_1757836-4_D.3d_stp.zip

English

By downloading the CAD file I accept and agree to the [Terms and Conditions](#) of use.

Agency Approvals

UL Report

English