



Connectors > PCB Connectors > PCB Headers & Receptacles



Connector System: **Wire-to-Board**

Number of Positions: **5**

Number of Rows: **1**

Centerline (Pitch): **3.96 mm [.156 in]**

PCB Mount Orientation: **Vertical**

Features

Product Type Features

Connector System	Wire-to-Board
Header Type	Partially Shrouded
Sealable	No
Connector & Contact Terminates To	Printed Circuit Board
PCB Connector Assembly Type	PCB Mount Header

Configuration Features

Connector Contact Load Condition	Fully Loaded
Number of Positions	5
Number of Rows	1
PCB Mount Orientation	Vertical

Electrical Characteristics

Operating Voltage	250 VAC
-------------------	---------

Body Features

Connector Profile	Low
Primary Product Color	Yellow

Contact Features

Contact Mating Area Length	7.7 mm[.3 in]
Mating Square Post Dimension	1.14 mm[.045 in]



PCB Contact Termination Area Plating Material Thickness	1 μm[39.7 μin]
Contact Layout	Inline
Contact Underplating Material Thickness	.8 μm[31.49 – 70.86 μin]
Contact Mating Area Plating Material Thickness	1 μm[39.37 μin]
PCB Contact Termination Area Plating Material Finish	Matte
Contact Shape & Form	Square
Contact Mating Area Plating Material Finish	Matte
Contact Underplating Material	Nickel
PCB Contact Termination Area Plating Material	Tin
Contact Base Material	Brass
Contact Mating Area Plating Material	Tin
Contact Type	Pin
Contact Current Rating (Max)	7.5 A

Termination Features

Square Termination Post & Tail Dimension	1.14 mm[.045 in]
Termination Post & Tail Length	3.7 mm[.146 in]
Termination Method to Printed Circuit Board	Through Hole - Solder

Mechanical Attachment

Mating Alignment Type	Polarization
Mating Retention	With
Mating Retention Type	Latch
Connector Mounting Type	Board Mount
Mating Alignment	With
PCB Mount Alignment	Without
PCB Mount Retention	Without

Housing Features

Housing Material	PBT GF
Centerline (Pitch)	3.96 mm[.156 in]

Dimensions

	.777 in
Connector Height	10.7 mm[.421 in]
Connector Width	8.5 mm[.33 in]



PCB Thickness (Recommended)	1.6 mm[.063 in]
-----------------------------	-----------------

Usage Conditions

Operating Temperature Range	-25 – 105 °C[-13 – 221 °F]
-----------------------------	----------------------------

Operation/Application

Circuit Application	Power
---------------------	-------

Industry Standards

Glow Wire Rating	Standard Part - Not Glow Wire
UL Flammability Rating	UL 94HB

Packaging Features

Packaging Quantity	2000
Packaging Type	Bag

Product Compliance

For compliance documentation, visit the product page on TE.com>


EU RoHS Directive 2011/65/EU	Compliant
EU ELV Directive 2000/53/EC	Compliant
China RoHS 2 Directive MIIT Order No 32, 2016	No Restricted Materials Above Threshold
EU REACH Regulation (EC) No. 1907/2006	Current ECHA Candidate List: JUNE 2023 (235) Candidate List Declared Against: JUNE 2023 (235) Does not contain REACH SVHC
Halogen Content	Not Low Halogen - contains Br or Cl > 900 ppm.
Solder Process Capability	Wave solder capable to 265°C

Product Compliance Disclaimer










This information is provided based on reasonable inquiry of our suppliers and represents our current actual knowledge based on the information they provided. This information is subject to change. The part numbers that TE has identified as EU RoHS compliant have a maximum concentration of 0.1% by weight in homogenous materials for lead, hexavalent chromium, mercury, PBB, PBDE, DBP, BBP, DEHP, DIBP, and 0.01% for cadmium, or qualify for an exemption to these limits as defined in the Annexes of Directive 2011/65/EU (RoHS2). Finished electrical and electronic equipment products will be CE marked as required by Directive 2011/65/EU. Components may not be CE marked. Additionally, the part numbers that TE has identified as EU ELV compliant have a maximum concentration of 0.1% by weight in homogenous materials for lead, hexavalent chromium, and mercury, and 0.01% for cadmium, or qualify for an exemption to these limits as defined in the Annexes of Directive 2000/53/EC (ELV). Regarding the REACH Regulation, the information TE provides on SVHC in articles for this part number is based on the latest European Chemicals Agency (ECHA) 'Guidance on requirements for substances in articles' posted at this URL: <https://echa.europa.eu/guidance-documents/guidance-on-reach>



Compatible Parts

 <p>TE Part # 1744416-5 5 POS EP II HSG, GLOW WIRE</p>	 <p>TE Part # 1123721-2 ECONOMY POWER CONN REC CONT</p>	 <p>TE Part # 1123721-1 EP CONN. REC CONTACT</p>	 <p>TE Part # 1-1123724-7 3.96 EP HDR ASSY 8P(NO 3#PIN, NATURAL)</p>
 <p>TE Part # 1744495-5 05P EP-II HOUSING, GREEN</p>	 <p>TE Part # 2-1123722-5 3.96 EP PLUG HSG 5P(YELLOW)</p>		

Also in the Series | Economy Power

 <p>Connector Contacts(1)</p>	 <p>Insertion &amp; Extraction Tools(1)</p>	 <p>PCB Headers &amp; Receptacles(162)</p>	 <p>PCB Latches, Locks &amp; Retainers(2)</p>
 <p>Power Contacts(8)</p>	 <p>Rectangular Connector Housings(1)</p>	 <p>Rectangular Power Connectors(302)</p>	 <p>Wire-to-Board Connector Assemblies &amp; Housings(142)</p>
 <p>Wire-to-Board Connector Contacts(6)</p>			



Customers Also Bought

TE Part #5-1123723-5  
3.96 EP HDR ASSY 5P(BLACK)

TE Part #4-1437165-2  
FSP-21A-2

TE Part #165292  
SOLIS DIN 0.5-1.0 R M3.5

TE Part #5-1437166-5  
FSP-22A-14

TE Part #4-1123723-3  
3.96 EP HDR ASSY 3P(RED)

TE Part #3-641212-2  
02P MTA100 HDR ASSY PL RA LF

Documents

Product Drawings  
3.96 EP HDR ASSY 5P(YELLOW)  
English

CAD Files  
3D PDF  
3D  
Customer View Model  
ENG\_CVM\_CVM\_2-1123723-5\_AD\_c-2-1123723-5-ad.2d\_dxf.zip  
English  
Customer View Model  
ENG\_CVM\_CVM\_2-1123723-5\_AD\_c-2-1123723-5-ad.3d\_igs.zip  
English  
Customer View Model  
ENG\_CVM\_CVM\_2-1123723-5\_AD\_c-2-1123723-5-ad.3d\_stp.zip  
English

By downloading the CAD file I accept and agree to the Terms and Conditions of use.

Datasheets & Catalog Pages  
1-1773885-9 Economy Power Connectors  
English

Product Specifications  
Application Specification  
English  
Application Specification





Japanese

[Application Specification](#)

English

---

[Product Environmental Compliance](#)

[Product Compliance](#)

English

[Product Compliance](#)

English

---

[Instruction Sheets](#)

[Instruction Sheet \(non U.S.\)](#)

Japanese

[Economy Power \(EP\) Connector](#)

Japanese