



TE Internal #: 1-2355088-3

Connector Assembly, Receptacle, Wire-to-Board, 13 Position, .047 in [1.2 mm] Centerline, Insulation Displacement (IDC), 1 Row, Black, Mating Retention

[View on TE.com >](#)

Connectors > PCB Connectors > Wire-to-Board Connectors > Wire-to-Board Connector Assemblies & Housings



Connector Product Type: **Connector Assembly**

Connector & Housing Type: **Receptacle**

Connector System: **Wire-to-Board**

Number of Positions: **13**

Centerline (Pitch): **1.2 mm [.047 in]**

Features

Product Type Features

Connector Product Type	Connector Assembly
Connector & Housing Type	Receptacle
Connector System	Wire-to-Board
Connector & Contact Terminates To	Wire & Cable

Configuration Features

Number of Positions	13
Number of Rows	1

Electrical Characteristics

Termination Resistance	20 mΩ
Dielectric Withstanding Voltage (Max)	250 VAC
Insulation Resistance	100 MΩ
Operating Voltage	50 VAC

Body Features

Primary Product Color	Black
-----------------------	-------



Contact Features

Contact Retention Within Housing	With
Contact Layout	Inline
Contact Type	Receptacle
Contact Base Material	Phosphor Bronze
Contact Current Rating (Max)	2 A

Termination Features

Termination Method to Wire & Cable	Insulation Displacement (IDC)
------------------------------------	-------------------------------

Mechanical Attachment

Locking Latch Between Cavity Number	None
Strain Relief	With
Contact Retention Type Within Housing	Press-Fit
Mating Retention Type	Detent Latching
Mating Retention	With

Housing Features

Housing Entry Configuration	Both Ends Open
Housing Material	66 Nylon (GF)
Centerline (Pitch)	1.2 mm[.047 in]

Dimensions

Connector Length	16.8 mm[.661 in]
Connector Height	4.47 mm[.175 in]
Connector Width	7.65 mm[.301 in]
Compatible Insulation Diameter Range	.86 – .9 mm[.033 – .035 in]
Wire Size	26 – 28 AWG

Usage Conditions

Operating Temperature Range	30 – 85 °C
-----------------------------	------------

Operation/Application

Circuit Application	Power & Signal
---------------------	----------------

Industry Standards

RAST Version	None
Agency/Standard	UL
Approved Standards	UL E28476



UL Flammability Rating

UL 94V-0

Packaging Features

Packaging Method	Bag/Carton
------------------	------------

Product Compliance

For compliance documentation, visit the product page on TE.com>

EU RoHS Directive 2011/65/EU	Compliant
EU ELV Directive 2000/53/EC	Compliant
China RoHS 2 Directive MIIT Order No 32, 2016	No Restricted Materials Above Threshold
EU REACH Regulation (EC) No. 1907/2006	Current ECHA Candidate List: JUNE 2023 (235) Candidate List Declared Against: JUNE 2023 (235) Does not contain REACH SVHC
Halogen Content	Not Low Halogen - contains Br or Cl > 900 ppm.
Solder Process Capability	Not reviewed for solder process capability

Product Compliance Disclaimer








This information is provided based on reasonable inquiry of our suppliers and represents our current actual knowledge based on the information they provided. This information is subject to change. The part numbers that TE has identified as EU RoHS compliant have a maximum concentration of 0.1% by weight in homogenous materials for lead, hexavalent chromium, mercury, PBB, PBDE, DBP, BBP, DEHP, DIBP, and 0.01% for cadmium, or qualify for an exemption to these limits as defined in the Annexes of Directive 2011/65/EU (RoHS2). Finished electrical and electronic equipment products will be CE marked as required by Directive 2011/65/EU. Components may not be CE marked. Additionally, the part numbers that TE has identified as EU ELV compliant have a maximum concentration of 0.1% by weight in homogenous materials for lead, hexavalent chromium, and mercury, and 0.01% for cadmium, or qualify for an exemption to these limits as defined in the Annexes of Directive 2000/53/EC (ELV). Regarding the REACH Regulation, the information TE provides on SVHC in articles for this part number is based on the latest European Chemicals Agency (ECHA) 'Guidance on requirements for substances in articles' posted at this URL: <https://echa.europa.eu/guidance-documents/guidance-on-reach>

Compatible Parts

 <div>TE Part # 1-2355091-3 MICRO CT CONN SINGLE ROW HDR ASSY(V)13p</div>	 <div>TE Part # 2388700-2 DECAM 7A, MICRO CT, CT</div>	 <div>TE Part # 2374779-1 MANUAL PRESS, MICRO CT</div>	 <div>TE Part # 2388630-1 PISTOL TOOL, MICRO CT</div>
--	--	---	--

Customers Also Bought



 <p>TE Part #3-353293-4 1.5MM CT MT REC ASSY 14P BLACK</p>	 <p>TE Part #2-292215-8 MINI CT SGL RELAY 8P BLACK</p>	 <p>TE Part #1-2355088-5 MICRO CT CONN MT REC ASSEMBLY 15P</p>	 <p>TE Part #1-2355088-6 MICRO CT CONN MT REC ASSEMBLY 16P</p>
 <p>TE Part #1-2355088-8 MICRO CT CONN MT REC ASSEMBLY 18P</p>	 <p>TE Part #1-2355088-9 MICRO CT CONN MT REC ASSEMBLY 19P</p>	 <p>TE Part #3-292215-3 MINI CT SGL RELAY 13P BLACK</p>	<p>TE Part #9-292112-0 MT REC ASSY (#26,28)</p>
<p>TE Part #8-292112-5 MT REC ASSY (#26,28)</p>	<p>TE Part #8-292112-9 MT REC ASSY (#26,28)</p>		

Documents

Product Drawings

MICRO CT CONN MT REC ASSEMBLY 13P

English

CAD Files

Customer View Model

ENG_CVM_CVM_1-2355088-3_C2.3d_igs.zip

English

Customer View Model

ENG_CVM_CVM_1-2355088-3_C2.3d_stp.zip

English

Customer View Model

ENG_CVM_CVM_1-2355088-3_C2.2d_dxf.zip

English

3D PDF

3D

By downloading the CAD file I accept and agree to the [Terms and Conditions](#) of use.

Datasheets & Catalog Pages



1.2mm AMP Micro CT Connector Series

English

Product Specifications

Application Specification

Japanese

Product Environmental Compliance

Product Compliance

English

Product Compliance

English

Agency Approvals

UL

English