



Connectors > PCB Connectors > Wire-to-Board Connectors > FFC, FPC & Ribbon Connectors > FFC Connectors



FFC Connector Product Type: **Housing**

Connector System: **Cable-to-Cable**

Number of Positions: **5**

Centerline (Pitch): **2.54 mm [.1 in]**

Number of Rows: **1**

Features

Product Type Features

Connector & Housing Type	Plug
FFC Connector Product Type	Housing
Connector System	Cable-to-Cable
Connector & Contact Terminates To	Wire & Cable

Configuration Features

Number of Positions	5
Number of Rows	1

Body Features

Primary Product Color	Black
-----------------------	-------

Contact Features

Contact Type	Pin
Contact Current Rating (Max)	2 A

Mechanical Attachment

--	--



Mating Retention	With
Mating Alignment	With
Connector Mounting Type	Cable Mount (Free-Hanging)

Housing Features

Centerline (Pitch)	2.54 mm[.1 in]
FFC Cable Entry	Straight

Usage Conditions

Operating Temperature Range	-65 – 105 °C[-85 – 221 °F]
-----------------------------	----------------------------

Operation/Application

Circuit Application	Signal
---------------------	--------

Packaging Features

Packaging Method	Carton
------------------	--------

Product Compliance

For compliance documentation, visit the product page on [TE.com](#)>

EU RoHS Directive 2011/65/EU	Compliant
EU ELV Directive 2000/53/EC	Compliant
China RoHS 2 Directive MIIT Order No 32, 2016	No Restricted Materials Above Threshold
EU REACH Regulation (EC) No. 1907/2006	Current ECHA Candidate List: JUNE 2023 (235) Candidate List Declared Against: JUNE 2022 (224) Does not contain REACH SVHC
Halogen Content	Low Halogen - Br, Cl, F, I < 900 ppm per homogenous material. Also BFR/CFR/PVC Free
Solder Process Capability	Not applicable for solder process capability

Product Compliance Disclaimer

This information is provided based on reasonable inquiry of our suppliers and represents our current actual knowledge based on the information they provided. This information is subject to change. The part numbers that TE has identified as EU RoHS compliant have a maximum concentration of 0.1% by weight in homogenous materials for lead, hexavalent chromium, mercury, PBB, PBDE, DBP, BBP, DEHP, DIBP, and 0.01% for cadmium, or qualify for an exemption to these limits as defined in the Annexes of Directive 2011/65/EU (RoHS2). Finished electrical and electronic equipment products will be CE marked as required by Directive 2011/65/EU. Components may not be CE marked. Additionally, the part numbers that TE has identified as EU ELV compliant have a maximum concentration of 0.1% by weight in homogenous materials for lead, hexavalent chromium, and mercury, and 0.01% for cadmium, or qualify for an exemption to these limits as defined in the Annexes of Directive 2000/53/EC (ELV). Regarding the REACH Regulation, the information TE provides on SVHC in articles for this part number is based on the latest European Chemicals Agency (ECHA) 'Guidance on requirements for substances in articles' posted at this URL: <https://echa.europa.eu/guidance-documents/guidance-on-reach>



Also in the Series | [Alcoswitch MTG](#)



FFC Connectors(1)



Toggle Switches(8)

Also in the Series | [CGS HS](#)



Automotive Housings(30)




Card Edge Connector Housings(2)




Chassis Mount Resistors(603)



FFC Connectors(1)



High Speed Backplane Connectors(11)



PCB Headers & Receptacles(2)



Plug & Socket Lighting Connector Accessories(1)




RJ45 Connectors(1)



Wire-to-Board Connector Assemblies & Housings(2)

Customers Also Bought





TE Part #185636-1
PROTECT CAP 2.5MM PLUG



TE Part #926647-1
BOIT F MNL 15P



TE Part #964972-1
EINZELLEITERDICHTNG



TE Part #1622796-1
YR1 0.1% 100K



TE Part #1-2176490-7
HCL165 100W 100R 5% Cable 150mm



TE Part #2-2176490-1
HCL165 100W 220R 5% Cable 150mm



TE Part #1-2176490-3
HCL165 100W 47R 5% Cable 150mm



TE Part #1-2176490-6
HCL165 100W 82R 5% Cable 150mm



TE Part #DTM13-12PA
HDR, 12P, GRY, RA, SN/NI/CU, A



TE Part #1-2112231-1
46POS,AMP MCP1.5K,REC HSG,ASSY

Documents

Product Drawings

5 POS FFC PIN HSG W/MTG EA

English

CAD Files

3D PDF

3D

Customer View Model

ENG_CVM_CVM_494073-1_M.2d_dxf.zip

English

Customer View Model

ENG_CVM_CVM_494073-1_M.3d_igs.zip

English

Customer View Model

ENG_CVM_CVM_494073-1_M.3d_stp.zip

English

By downloading the CAD file I accept and agree to the [Terms and Conditions](#) of use.