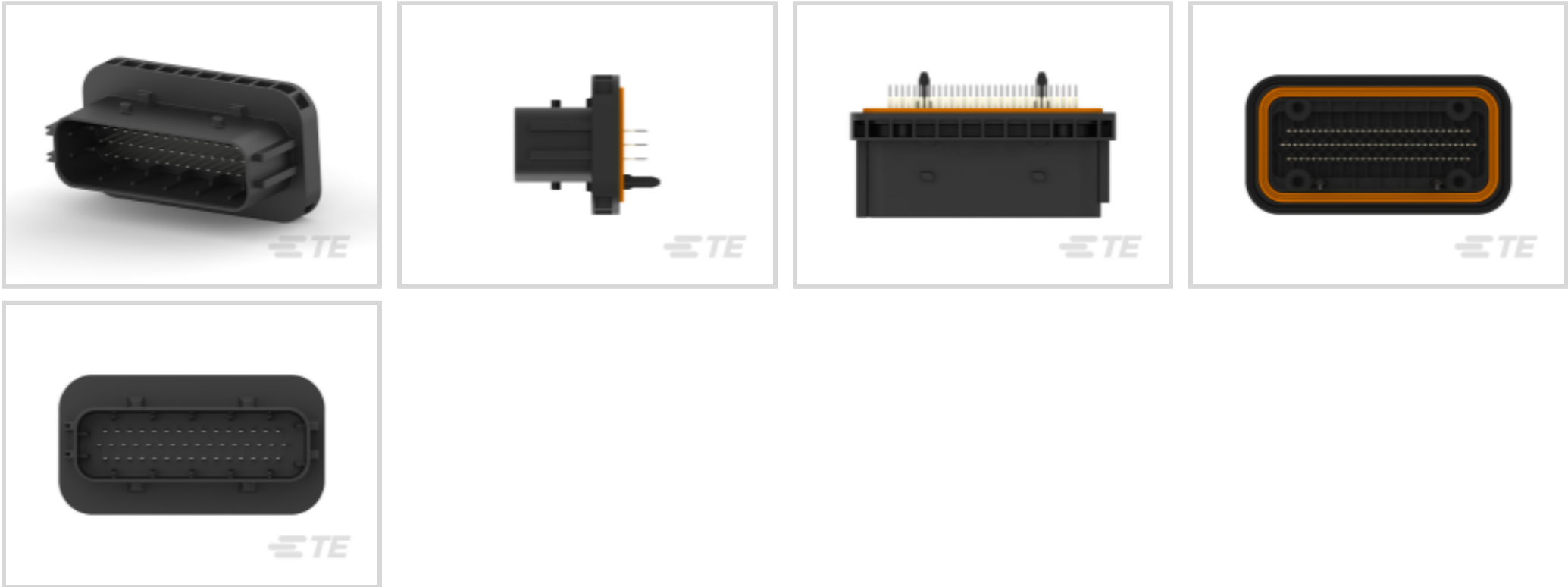




Connectors > PCB Connectors > PCB Headers & Receptacles



Connector System: **Wire-to-Board**
Number of Positions: **46**
Centerline (Pitch): **[4 in]**
Sealable: **Yes**
PCB Mount Orientation: **Vertical**

Features

Product Type Features

Connector Shape	Rectangular
PCB Connector Assembly Type	PCB Mount Header
Header Type	Fully Shrouded
Connector System	Wire-to-Board
Sealable	Yes
Connector & Contact Terminates To	Printed Circuit Board

Configuration Features

Number of Positions	46
PCB Mount Orientation	Vertical
Number of Rows	3

Body Features

Primary Product Color	Black
Connector & Keying Code	A

Contact Features



Contact Size	1.5mm
Contact Type	Tab
Mating Tab Width	1.5 mm
Mating Tab Thickness	.64 mm
Contact Mating Area Plating Material	Silver
Contact Current Rating (Max)	23 A

Termination Features

Termination Method to Printed Circuit Board	Through Hole - Solder
---	-----------------------

Mechanical Attachment

Mating Alignment	With
Connector Mounting Type	Board Mount

Housing Features

	4 in
--	------

Usage Conditions

Operating Temperature Range	-30 – 120 °C
-----------------------------	--------------

Operation/Application

Circuit Application	Signal
---------------------	--------

Product Compliance

For compliance documentation, visit the product page on TE.com>

EU RoHS Directive 2011/65/EU	Compliant
EU ELV Directive 2000/53/EC	Compliant
China RoHS 2 Directive MIIT Order No 32, 2016	No Restricted Materials Above Threshold
EU REACH Regulation (EC) No. 1907/2006	Current ECHA Candidate List: JUNE 2023 (235) Candidate List Declared Against: JAN 2023 (233) Does not contain REACH SVHC
Halogen Content	Low Halogen - Br, Cl, F, I < 900 ppm per homogenous material. Also BFR/CFR/PVC Free
Solder Process Capability	Not reviewed for solder process capability

Product Compliance Disclaimer



This information is provided based on reasonable inquiry of our suppliers and represents our current actual knowledge based on the information they provided. This information is subject to change. The part numbers that TE has identified as EU RoHS compliant have a maximum concentration of 0.1% by weight in homogenous materials for lead, hexavalent chromium, mercury, PBB, PBDE, DBP, BBP, DEHP, DIBP, and 0.01% for cadmium, or qualify for an exemption to these limits as defined in the Annexes of Directive 2011/65/EU (RoHS2). Finished electrical and electronic equipment products will be CE marked as required by Directive 2011/65/EU. Components may not be CE marked. Additionally, the part numbers that TE has identified as EU ELV compliant have a maximum concentration of 0.1% by weight in homogenous materials for lead, hexavalent chromium, and mercury, and 0.01% for cadmium, or qualify for an exemption to these limits as defined in the Annexes of Directive 2000/53/EC (ELV). Regarding the REACH Regulation, the information TE provides on SVHC in articles for this part number is based on the latest European Chemicals Agency (ECHA) 'Guidance on requirements for substances in articles' posted at this URL: <https://echa.europa.eu/guidance-documents/guidance-on-reach>

Compatible Parts




TE Part # 1-2112231-1
46POS,AMP MCP1.5K,REC HSG,ASSY




TE Part # 3-2112231-1
46POS,AMP MCP1.5K,REC HSG,ASSY


Also in the Series | LEAVYSEAL




Automotive Connector Caps & Covers (17)




Automotive Housings(79)



Insertion & Extraction Tools(5)



Other Automotive Connector Accessories(15)



PCB Headers & Receptacles(16)

Customers Also Bought



TE Part #1-776200-4
AMPSEAL PCB Headers



TE Part #3-2112231-2
46POS,AMP MCP1.5K,REC HSG,ASSY



TE Part #344103-1
18W ENG.MAN.SYS.HEADER




TE Part #2-2331102-1
TAB HEADER 46POS.



TE Part #3-2112231-1
46POS,AMP MCP1.5K,REC HSG,ASSY



TE Part #474817-E
SRCP 1,27 6 M 1-KS SMD 137 E1 094 * GU-H



TE Part #02120002-002
FLUID LEVEL SENSOR NEW H.E.



TE Part #05120031-000
FERRULE,STEPPED,SINGLE,FLS



TE Part #K1164141
Plunger Switch KIT-Set 44-01-062-900

Documents

Product Drawings
TAB HEADER 46POS.

English

CAD Files
3D PDF

3D

Customer View Model
ENG_CVM_CVM_1-2331102-1_A.2d_dxf.zip

English

Customer View Model
ENG_CVM_CVM_1-2331102-1_A.3d_igs.zip

English

Customer View Model
ENG_CVM_CVM_1-2331102-1_A.3d_stp.zip

English

By downloading the CAD file I accept and agree to the Terms and Conditions of use.

Product Specifications



Application Specification

English