




Connectors > Rectangular Connectors > Rectangular Connector Accessories > Rectangular Connector Hardware



Connector Hardware Type: **Jackscrew Kit**

Jackscrew Type: **Turnable**

Jackscrew Style: **Male**

Number of Positions: **12, 15, 16, 20, 26, 28, 34, 41, 42, 50**

Operating Temperature Range: **-55 – 150 °C [-67 – 302 °F]**

Features

Configuration Features

Number of Positions	12, 15, 16, 20, 26, 28, 34, 41, 42, 50
---------------------	--

Body Features

Thread Lead Type	Single
Primary Product Material	Stainless Steel, Zinc Alloy

Mechanical Attachment

Primary Product Plating Finish	Clear Chromate
Strain Relief	Without
Mounting Hardware	Jackscrew Tip Male and Spirol Pin
Thread Size	6-32
Connector Hardware Type	Jackscrew Kit
Jackscrew Type	Turnable
Jackscrew Style	Male

Dimensions

Product Width	7.92 mm[.312 in]
---------------	------------------



Product Length	58.04 mm[2.285 in]
Product Height	7.92 mm[.312 in]

Usage Conditions

Operating Temperature Range	-55 – 150 °C[-67 – 302 °F]
-----------------------------	----------------------------

Packaging Features

Packaging Quantity	100
Packaging Method	Bag

Other

Connector Accessory Comment	Two required., Use turnable jackscrews on mating housings when mating to grounding block.
-----------------------------	---

Product Compliance

For compliance documentation, visit the product page on TE.com>

EU RoHS Directive 2011/65/EU	Compliant
EU ELV Directive 2000/53/EC	Compliant
China RoHS 2 Directive MIIT Order No 32, 2016	No Restricted Materials Above Threshold
EU REACH Regulation (EC) No. 1907/2006	Current ECHA Candidate List: JUNE 2023 (235) Candidate List Declared Against: JAN 2023 (233) Does not contain REACH SVHC
Halogen Content	Low Halogen - Br, Cl, F, I < 900 ppm per homogenous material. Also BFR/CFR/PVC Free
Solder Process Capability	Not applicable for solder process capability

Product Compliance Disclaimer

This information is provided based on reasonable inquiry of our suppliers and represents our current actual knowledge based on the information they provided. This information is subject to change. The part numbers that TE has identified as EU RoHS compliant have a maximum concentration of 0.1% by weight in homogenous materials for lead, hexavalent chromium, mercury, PBB, PBDE, DBP, BBP, DEHP, DIBP, and 0.01% for cadmium, or qualify for an exemption to these limits as defined in the Annexes of Directive 2011/65/EU (RoHS2). Finished electrical and electronic equipment products will be CE marked as required by Directive 2011/65/EU. Components may not be CE marked. Additionally, the part numbers that TE has identified as EU ELV compliant have a maximum concentration of 0.1% by weight in homogenous materials for lead, hexavalent chromium, and mercury, and 0.01% for cadmium, or qualify for an exemption to these limits as defined in the Annexes of Directive 2000/53/EC (ELV). Regarding the REACH Regulation, the information TE provides on SVHC in articles for this part number is based on the latest European Chemicals Agency (ECHA) 'Guidance on requirements for substances in articles' posted at this URL: <https://echa.europa.eu/guidance-documents/guidance-on-reach>



Compatible Parts



TE Part # 201413-4

JACKSCREW ASSY. SERIES "M"

Customers Also Bought



TE Part #66181-1

III+ SKT,SOLDER,30AU,10AU FLASH,LP



TE Part #796380-2

R/A STRN RELIEF KIT, SZ 13, CPC



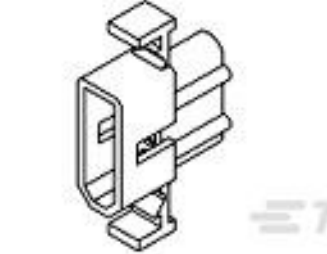
TE Part #52934

TERMINAL, PIDG SPR SPD 16-14 5



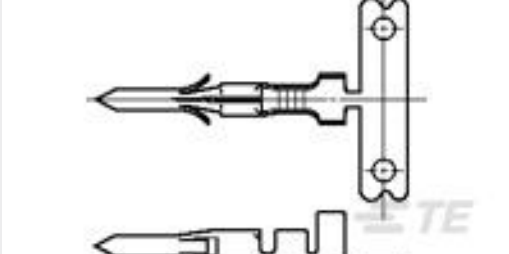
TE Part #207541-7

MMATE PIN HEADER ASSY, 3P LF



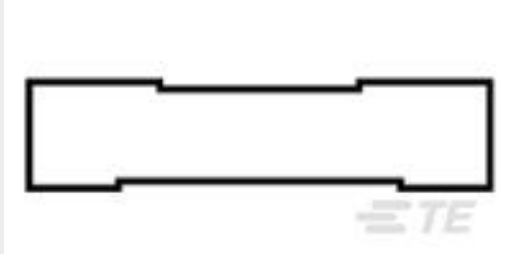
TE Part #770334-1

04P .062 COMM P&S PLUG



TE Part #350629-5

.062 COMM P&S PIN AUNI/BR



TE Part #321286

PG BUTT 12-10



TE Part #236856-000

SO96-3-01



TE Part #207444-9

METRIMATE PIN HEADER ASSY, 18P

Documents

Product Drawings

JACKSCREW ASSY. SERIES "M"

English

CAD Files

Customer View Model

ENG_CVM_CVM_201413-1_J.2d_dxf.zip

English



3D PDF

3D

Customer View Model

ENG_CVM_CVM_201413-1_J.3d_igs.zip

English

Customer View Model

ENG_CVM_CVM_201413-1_J.3d_stp.zip

English

By downloading the CAD file I accept and agree to the [Terms and Conditions](#) of use.

Instruction Sheets

Instruction Sheet (U.S.)

English

AMP Jack Screw Selection Chart for Series "M", COAXICON and Miniature

English

Instruction Sheet (U.S.)

English

AMP TURNABLE JACK SCREW SPECIFICATIONS AND ASSEMBLY INSTRUCTIONS

English