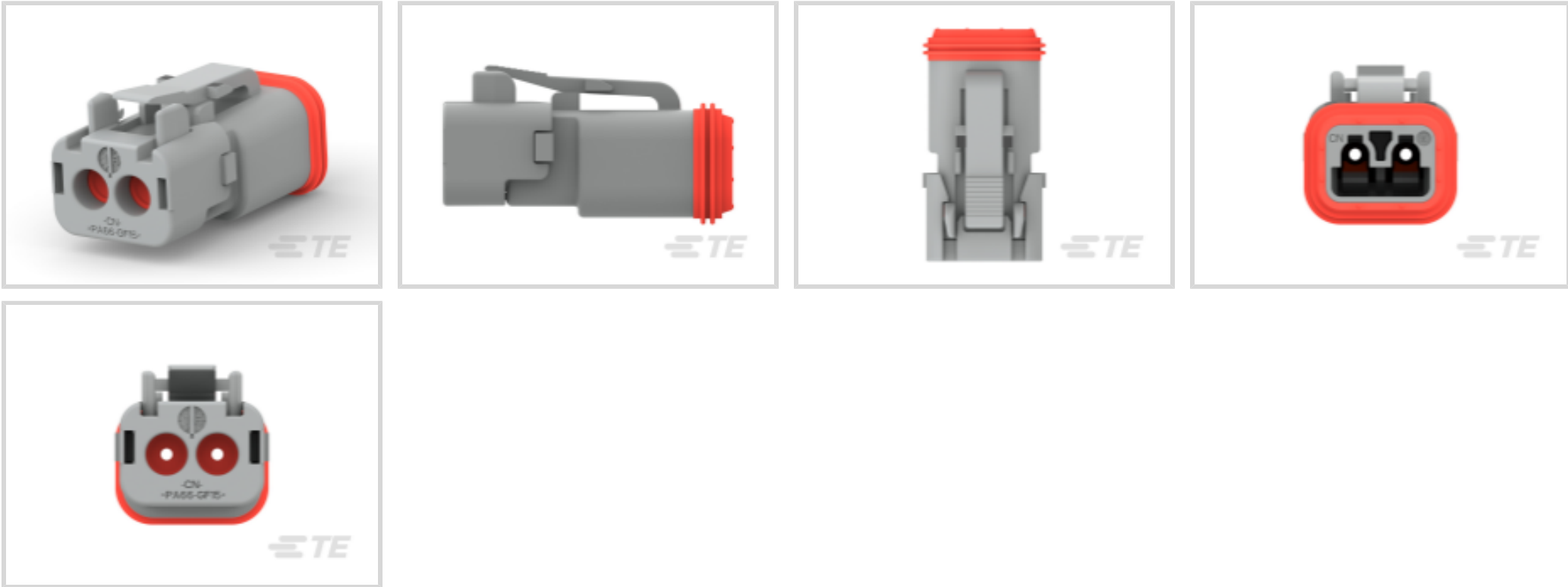




Connectors > Automotive Connectors > Automotive Housings



Connector System: **Wire-to-Wire**
Number of Positions: **2**
Connector & Housing Type: **Housing for Female Terminals**
Centerline (Pitch): **5.46 mm [.215 in]**
Sealable: **Yes**

Features

Product Type Features

Mixed & Hybrid Connector	No
Connector Shape	Rectangular
Connector System	Wire-to-Wire
Connector & Housing Type	Housing for Female Terminals
Sealable	Yes
Connector & Contact Terminates To	Wire & Cable
Primary Locking Feature	Integrated in Housing

Configuration Features

Blank Cavity Position	0
Number of Positions	2
Number of Rows	1

Electrical Characteristics

Operating Voltage	250 VAC
Nominal Voltage Architecture	12 V, 24 V, 48 V



Body Features

Cable Exit Angle	180°
Primary Product Color	Gray

Contact Features

Contact Size	Size 16
Contact Type	Socket
Mating Pin Diameter	1.59 mm[.063 in]
Contact Current Rating (Max)	13 A

Mechanical Attachment

Terminal Position Assurance	Yes
Strain Relief	Add By Accessory
Mating Alignment Type	Polarized
Mating Alignment	With
Connector Mounting Type	Cable Mount (Free-Hanging)

Housing Features

Housing Material	PA GF
Centerline (Pitch)	5.46 mm[.215 in]

Dimensions

Connector Height	15.77 mm[.621 in]
Product Width	16.48 mm[.649 in]
Product Length	31.2 mm[1.228 in]
Compatible Insulation Diameter Range	2.23 – 3.68 mm[.088 – .145 in]

Usage Conditions

Operating Temperature (Max)	125 °C[257 °F]
Operating Temperature Range	-55 – 125 °C[-67 – 257 °F]

Operation/Application

Circuit Application	Power & Signal
---------------------	----------------

Industry Standards

Degree of Protection	IP68, IP6K9K
Agency/Standard	SAE J2030
UL Flammability Rating	12mm Flame Test per Standard UL-94



Packaging Features

Packaging Quantity	1600
Packaging Method	Box

Other

Serviceable	Yes
Connector Position Assurance Capable	No

Product Compliance

For compliance documentation, visit the product page on [TE.com](#)>











EU RoHS Directive 2011/65/EU	Compliant
EU ELV Directive 2000/53/EC	Compliant
China RoHS 2 Directive MIIT Order No 32, 2016	No Restricted Materials Above Threshold
EU REACH Regulation (EC) No. 1907/2006	Current ECHA Candidate List: JUNE 2023 (235) Candidate List Declared Against: JUNE 2023 (235) SVHC > Threshold: Octamethylcyclotetrasiloxane (D4) (.5% in Component Part) Dodecamethylcyclohexasiloxane (D6) (.5% in Component Part) Decamethylcyclopentasiloxane (D5) (.5% in Component Part) Article Safe Usage Statements: Wash thoroughly after handling. Recycle if possible and dispose of the article by following all applicable governmental regulations relevant to your geographic location.
Halogen Content	Not Low Halogen - contains Br or Cl > 900 ppm.
Solder Process Capability	Not reviewed for solder process capability

Product Compliance Disclaimer

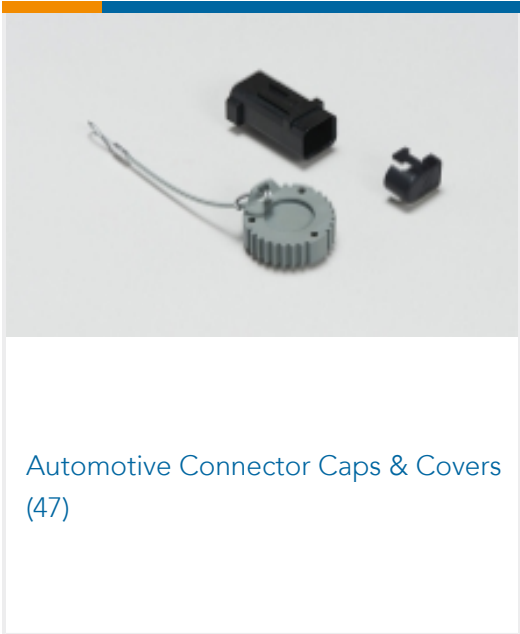
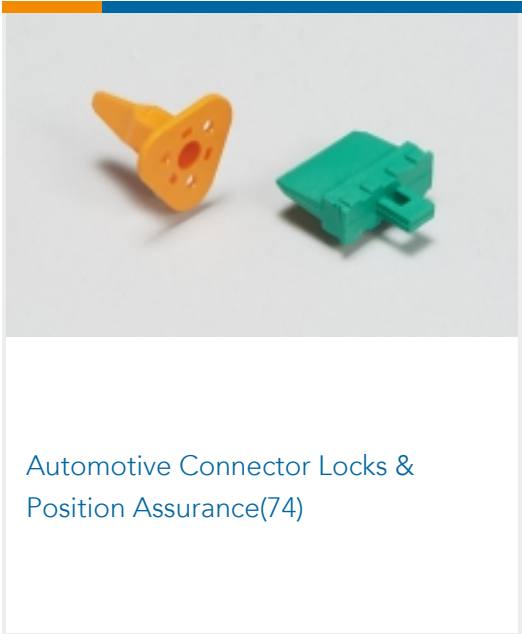
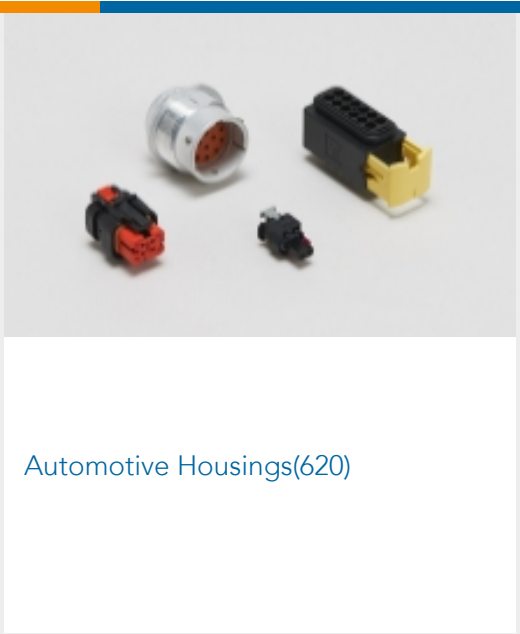


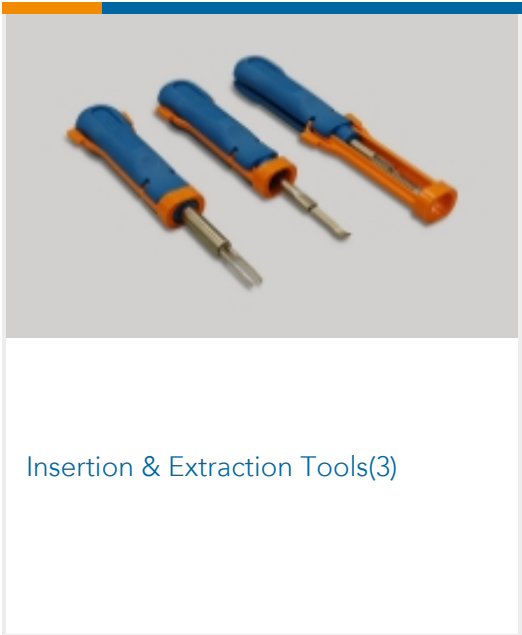


This information is provided based on reasonable inquiry of our suppliers and represents our current actual knowledge based on the information they provided. This information is subject to change. The part numbers that TE has identified as EU RoHS compliant have a maximum concentration of 0.1% by weight in homogenous materials for lead, hexavalent chromium, mercury, PBB, PBDE, DBP, BBP, DEHP, DIBP, and 0.01% for cadmium, or qualify for an exemption to these limits as defined in the Annexes of Directive 2011/65/EU (RoHS2). Finished electrical and electronic equipment products will be CE marked as required by Directive 2011/65/EU. Components may not be CE marked. Additionally, the part numbers that TE has identified as EU ELV compliant have a maximum concentration of 0.1% by weight in homogenous materials for lead, hexavalent chromium, and mercury, and 0.01% for cadmium, or qualify for an exemption to these limits as defined in the Annexes of Directive 2000/53/EC (ELV). Regarding the REACH Regulation, the information TE provides on SVHC in articles for this part number is based on the latest European Chemicals Agency (ECHA) 'Guidance on requirements for substances in articles' posted at this URL: <https://echa.europa.eu/guidance-documents/guidance-on-reach>

Compatible Parts



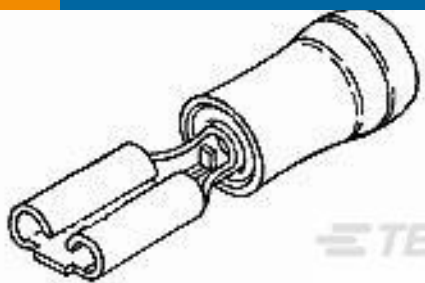
 <p>TE Part # CAT-J67-DSCC16 DEUTSCH Size 16 Crimp Contacts</p>	 <p>TE Part # CAT-D487-H342 DEUTSCH DT Headers</p>	 <p>TE Part # CAT-D48-SP729 DEUTSCH Sealing Plugs</p>	 <p>TE Part # CAT-D487-W416 Wedgelocks: DEUTSCH DT</p>
 <p>TE Part # CAT-D48-ST273 DEUTSCH Solid Contacts</p>	 <p>TE Part # CAT-J41-DDRC DEUTSCH DT Receptacle Connectors</p>	 <p>TE Part # 1011-344-0205 DUST CAP, 2P, PLG, BLK, DT</p>	 <p>TE Part # 776363-1 SEALING PLUG, SZ 16 CAVITY</p>
 <p>TE Part # DT-RT1 EXT TOOL, FRONT RELEASE</p>	 <p>TE Part # DTF13-2PB HDR, 2P, BLK, RA, SN/NI/CU, B</p>		

Also in the Series | DEUTSCH DT


 <p>Automotive Connector Caps & Covers (47)</p>	 <p>Automotive Connector Locks & Position Assurance(74)</p>	 <p>Automotive Housings(620)</p>	 <p>Connector Backshells(58)</p>
 <p>Connector Seals & Cavity Plugs(6)</p>	 <p>Insertion & Extraction Tools(3)</p>	 <p>Other Automotive Connector Accessories(27)</p>	 <p>PCB Headers & Receptacles(103)</p>

Customers Also Bought







TE Part #61060-1
RECEPT,PIDG FASTON 22-18 110




TE Part #1734595-5
1.0 WTB SR VT HDR 5 POS




TE Part #T1510163000-000
H16B-AD-LB




TE Part #2-794617-4
24POS,MICRO MNL,RCPT HSG




TE Part #T1010161200-000
H16B-KDTP




TE Part #T4161320008-005
RPC-M12-FS-8CON-PUR-5.0SH



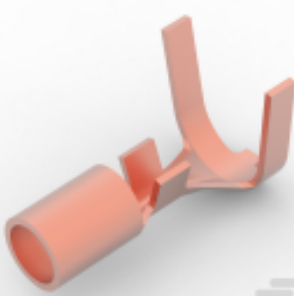
TE Part #6-1618412-9
LEV100H4ANG=CONTACTOR 12V,
AUX SPST,15"



TE Part #1-2303815-4
DT06-2S-TE32, PLG, 2P, BLK, E,
SNAPCAP



TE Part #1-2303815-3
DT06-2S-TN32, PLG, 2P, BLK, N,
SNAPCAP



TE Part #925752-1
PIN REC 20-24 .010X.646

Documents

Product Drawings

DT06-2S-TN31, PLG, 2P, GRY, N, SNAPCAP

English

CAD Files

3D PDF

3D

Customer View Model

ENG_CVM_CVM_1-2303815-2_A.2d_dxf.zip

English

Customer View Model

ENG_CVM_CVM_1-2303815-2_A.3d_igs.zip

English

Customer View Model

ENG_CVM_CVM_1-2303815-2_A.3d_stp.zip

English

By downloading the CAD file I accept and agree to the [Terms and Conditions](#) of use.

Product Specifications



Application Specification

English

Agency Approvals

UL Report

English