

AMP DUOPLUG


TE Internal #: 9-1740154-6

Standard Edge Connectors, Wire-to-Board, 6 Position, .098 in [2.5 mm] Centerline, Insulation Displacement (IDC), 1 Row, Natural, PA 6 GF

[View on TE.com >](#)



Connectors > PCB Connectors > Card Edge Connectors > Standard Edge Connectors



Connector System: **Wire-to-Board**
Number of Positions: **6**
Centerline (Pitch): **2.5 mm [.098 in]**
Termination Method to Wire & Cable: **Insulation Displacement (IDC)**
Number of Rows: **1**

Features

Product Type Features

Connector System	Wire-to-Board
Connector & Housing Type	Receptacle
Connector & Contact Terminates To	Printed Circuit Board

Configuration Features

Card Entry Style	Side
Compatible With Wire & Cable Type	Discrete Wire
Number of Positions	6
Number of Rows	1
Connector Contact Load Condition	Selectively Loaded
PCB Mount Orientation	Right Angle

Body Features

Primary Product Color	Natural
-----------------------	---------

Contact Features

Contact Retention Within Housing	With
----------------------------------	------



Contact Type	Socket
Contact Mating Area Plating Material Thickness	3 – 6 µm
Contact Mating Area Plating Material	Tin
PCB Contact Termination Area Plating Material	Tin
Contact Base Material	Copper Tin Alloy
Contact Current Rating (Max)	2 A

Termination Features

Termination Method to Wire & Cable	Insulation Displacement (IDC)
------------------------------------	-------------------------------

Mechanical Attachment

Mating Alignment Type	Polarization
Mating Retention	Without
Mating Alignment	With
PCB Mount Alignment	Without
PCB Mount Retention	Without
Connector Mounting Type	Cable Mount (Free-Hanging)

Housing Features

Housing Entry Configuration	Both Ends Open
Centerline (Pitch)	2.5 mm[.098 in]
Housing Material	PA 6 GF

Dimensions

Connector Height	7.3 mm[.287 in]
PCB Thickness (Recommended)	1.5 mm[.059 in]
Compatible Insulation Diameter Range	1.2 – 1.6 mm[.047 – .063 in]
Wire Size	.22 – .35 mm²

Usage Conditions

Operating Temperature Range	-40 – 110 °C[-40 – 230 °F]
-----------------------------	----------------------------

Operation/Application

Circuit Application	Signal
---------------------	--------

Industry Standards

UL Flammability Rating	UL 94V-2
------------------------	----------

Packaging Features

--	--



Packaging Quantity	15400
Packaging Method	Box

Product Compliance


For compliance documentation, visit the product page on TE.com>

EU RoHS Directive 2011/65/EU	Compliant
EU ELV Directive 2000/53/EC	Compliant
China RoHS 2 Directive MIIT Order No 32, 2016	No Restricted Materials Above Threshold
EU REACH Regulation (EC) No. 1907/2006	Current ECHA Candidate List: JUNE 2023 (235) Candidate List Declared Against: JUNE 2023 (235) Does not contain REACH SVHC
Halogen Content	Not Low Halogen - contains Br or Cl > 900 ppm.
Solder Process Capability	Not applicable for solder process capability


Product Compliance Disclaimer

This information is provided based on reasonable inquiry of our suppliers and represents our current actual knowledge based on the information they provided. This information is subject to change. The part numbers that TE has identified as EU RoHS compliant have a maximum concentration of 0.1% by weight in homogenous materials for lead, hexavalent chromium, mercury, PBB, PBDE, DBP, BBP, DEHP, DIBP, and 0.01% for cadmium, or qualify for an exemption to these limits as defined in the Annexes of Directive 2011/65/EU (RoHS2). Finished electrical and electronic equipment products will be CE marked as required by Directive 2011/65/EU. Components may not be CE marked. Additionally, the part numbers that TE has identified as EU ELV compliant have a maximum concentration of 0.1% by weight in homogenous materials for lead, hexavalent chromium, and mercury, and 0.01% for cadmium, or qualify for an exemption to these limits as defined in the Annexes of Directive 2000/53/EC (ELV). Regarding the REACH Regulation, the information TE provides on SVHC in articles for this part number is based on the latest European Chemicals Agency (ECHA) 'Guidance on requirements for substances in articles' posted at this URL: <https://echa.europa.eu/guidance-documents/guidance-on-reach>

Compatible Parts



TE Part # 3-1534797-2
AMP DUOPLUG MK2 CONNECTOR
12P



TE Part # 4-1534797-2
DUOPLUG MARK II CONNECTOR




TE Part # 3-1534797-1
AMP DUOPLUG MK2 CONNECTOR
11P



TE Part # 1-1740501-3
AMP DUOPLUG2.5 MK II HOUSING
W. PCB LOCK





TE Part # 1-1534798-6
AMP DUOPLUG MARK II



TE Part # 3-1534797-3
AMP DUOPLUG MK2 CONNECTOR
13P



TE Part # 5-1534798-6
AMP DUOPLUG MK II CON. 3-20 POS.
SELECTIV



TE Part # 9-1740154-3
DUOPLUG MKII FEMALE HSG WITH
PCB LOCKING

TE Part # 1-1740154-5
AMP DUOPLUG2.5 MK II ASSY 5P W.
PCB LOCK

Customers Also Bought



TE Part #GA3K3A1A
DISCRETE NTC SERIES I



TE Part #926886-3
UNIV.M-N-L.PIN



TE Part #2351885-2
2POS TB HDR 180 DEG, PITCH 5.0&TL
4.5mm



TE Part #2351885-3
3POS TB HDR 180 DEG, PITCH 5.0&TL
4.5mm



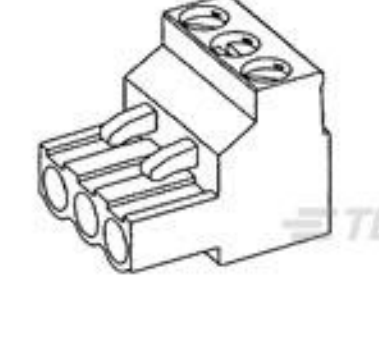
TE Part #DT06-6S-E005
PLG, 6P, BLK, N, CAP



TE Part #962825-2
FF 250 TAB 24-20 AWG .016 TPPB



TE Part #284930-6
DUOPLUG Standard, female conn.



TE Part #796640-3
3 POS 5.0 MM R/A PLUG,TRM BLK

Documents

Product Drawings

DUOPLUG MKII FEMALE HSG WITH PCB LOCKING

English

CAD Files

3D PDF

3D

Customer View Model

ENG_CVM_CVM_9-1740154-6_B_c-9-1740154-6-b.2d_dxf.zip



English

Customer View Model

[ENG_CVM_CVM_9-1740154-6_B_c-9-1740154-6-b.3d_igs.zip](#)

English

Customer View Model

[ENG_CVM_CVM_9-1740154-6_B_c-9-1740154-6-b.3d_stp.zip](#)

English

By downloading the CAD file I accept and agree to the [Terms and Conditions](#) of use.

Product Specifications

[Application Specification](#)

English

Agency Approvals

[UL Report](#)

English