



Connectors > Connector Accessories > Connector Savers & Adapters



Connector Interface Adapter Type: **Connector Saver**

Body Orientation: **Straight**

Side A Interface: **Size 3, Series 109**

Side A Gender: **Receptacle**

Side B Interface: **Size 3, Series 109**

Features

Product Type Features

Connector Interface Adapter Type	Connector Saver
Side A Interface	Size 3, Series 109
Side A Gender	Receptacle
Side B Interface	Size 3, Series 109
Side B Gender	Plug

Configuration Features

Number of Positions	25
---------------------	----

Body Features

Body Plating Material	Gold
Body Material	Brass

Contact Features

Contact Mating Area Plating Material	Gold
Contact Base Material	Beryllium Copper
Contact Size	Size 20
Contact Current Rating (Max)	7.5 A

Mechanical Attachment

Connector Mounting Type	Cable Mount (Free-Hanging)
-------------------------	----------------------------

Housing Features

--	--



Body Orientation	Straight
Centerline (Pitch)	2.77 mm[.109 in]

Usage Conditions

Operating Temperature Range	-55 – 125 °C[-85 – 257 °F]
-----------------------------	----------------------------

Operation/Application

Compatible With Connector Shell Size	3
Circuit Application	Signal

Product Compliance

For compliance documentation, visit the product page on TE.com>

EU RoHS Directive 2011/65/EU	Compliant with Exemptions
EU ELV Directive 2000/53/EC	Compliant with Exemptions
China RoHS 2 Directive MIIT Order No 32, 2016	Restricted Materials Above Threshold
EU REACH Regulation (EC) No. 1907/2006	Current ECHA Candidate List: JUNE 2023 (235) Candidate List Declared Against: JAN 2021 (211) SVHC > Threshold: Pb (4% in Contact/Component) Article Safe Usage Statements: Do not eat, drink or smoke when using this product. Wash thoroughly after handling. Recycle if possible and dispose of the article by following all applicable governmental regulations relevant to your geographic location.
Halogen Content	Not Yet Reviewed for halogen content
Solder Process Capability	Not applicable for solder process capability

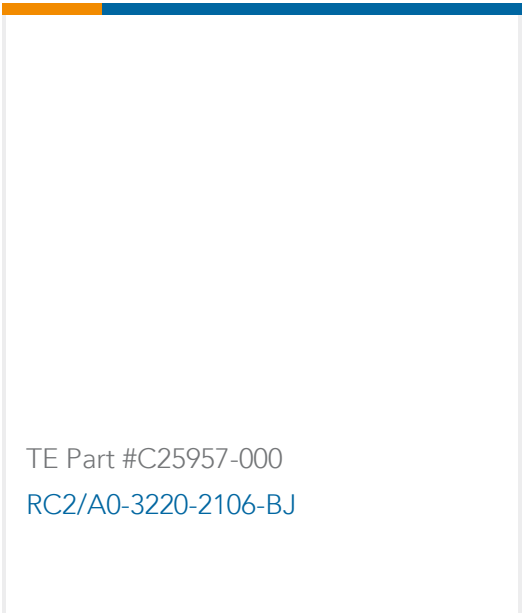
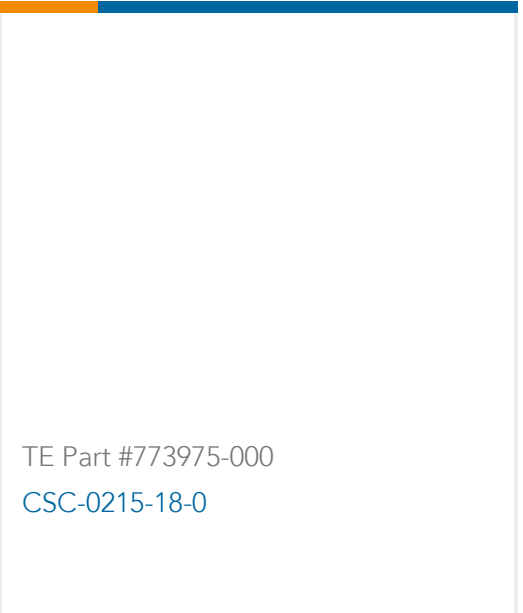
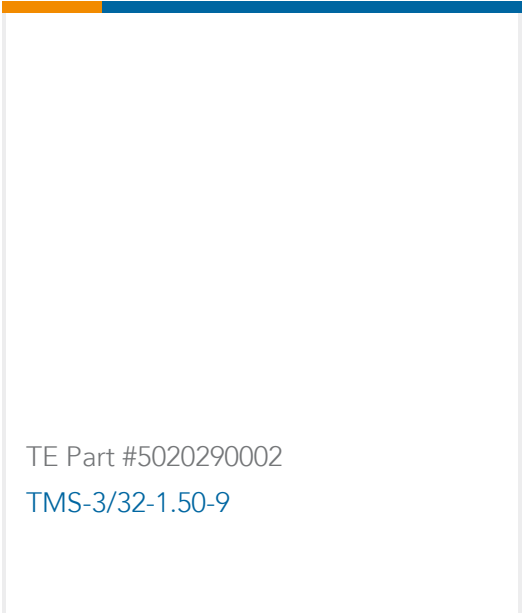
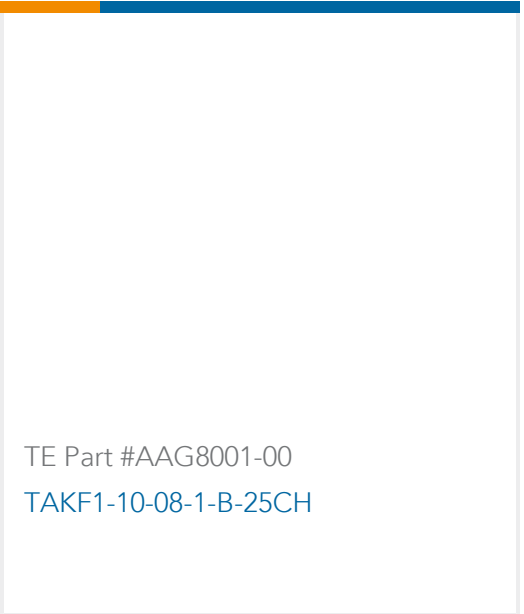
Product Compliance Disclaimer

This information is provided based on reasonable inquiry of our suppliers and represents our current actual knowledge based on the information they provided. This information is subject to change. The part numbers that TE has identified as EU RoHS compliant have a maximum concentration of 0.1% by weight in homogenous materials for lead, hexavalent chromium, mercury, PBB, PBDE, DBP, BBP, DEHP, DIBP, and 0.01% for cadmium, or qualify for an exemption to these limits as defined in the Annexes of Directive 2011/65/EU (RoHS2). Finished electrical and electronic equipment products will be CE marked as required by Directive 2011/65/EU. Components may not be CE marked. Additionally, the part numbers that TE has identified as EU ELV compliant have a maximum concentration of 0.1% by weight in homogenous materials for lead, hexavalent chromium, and mercury, and 0.01% for cadmium, or qualify for an exemption to these limits as defined in the Annexes of Directive 2000/53/EC (ELV). Regarding the REACH Regulation, the information TE provides on SVHC in articles for this part number is based on the latest European Chemicals Agency (ECHA) 'Guidance on requirements for substances in articles' posted at this URL: <https://echa.europa.eu/guidance-documents/guidance-on-reach>

Compatible Parts



Customers Also Bought



Documents

Product Drawings
CONN SAVER,SZ 3,AMPLIMITE
English

CAD Files
3D PDF
3D
Customer View Model
ENG_CVM_CVM_212561-2_AA.2d_dxf.zip



English

Customer View Model

[ENG_CVM_CVM_212561-2_AA.3d_igs.zip](#)

English

Customer View Model

[ENG_CVM_CVM_212561-2_AA.3d_stp.zip](#)

English

By downloading the CAD file I accept and agree to the [Terms and Conditions](#) of use.

Agency Approvals

[UL Report](#)

English