




Terminals & Splices > Terminal Housings, Insulation Sleeves & Blocks > Crimp Terminal Housings



Terminal Type: **Tab**
Connector & Housing Type: **Tab Housing**
Number of Positions: **2**
Terminal Orientation: **Straight**
Primary Product Color: **Yellow**

Features

Product Type Features

Sealable	No
Connector & Contact Terminates To	Wire & Cable
Connector & Housing Type	Tab Housing

Configuration Features

Number of Positions	2
---------------------	---

Body Features

Primary Product Color	Yellow
-----------------------	--------

Contact Features

Terminal Type	Tab
Terminal Orientation	Straight
Contact Mating Retention	With

Mechanical Attachment

Mating Alignment	With
------------------	------



Connector Mounting Type	Cable Mount (Free-Hanging)
Housing Features	
Housing Material	Polyamide
Centerline (Pitch)	7.4 mm[.291 in]
Dimensions	
Product Length	31.5 mm[1.24 in]
Usage Conditions	
Operating Temperature Range	-40 – 105 °C[-40 – 221 °F]
Packaging Features	
Packaging Quantity	3000

Product Compliance

For compliance documentation, visit the product page on TE.com>







EU RoHS Directive 2011/65/EU	Compliant
EU ELV Directive 2000/53/EC	Compliant
China RoHS 2 Directive MIIT Order No 32, 2016	No Restricted Materials Above Threshold
EU REACH Regulation (EC) No. 1907/2006	Current ECHA Candidate List: JUNE 2023 (235) Candidate List Declared Against: JUNE 2023 (235) Does not contain REACH SVHC
Halogen Content	Low Halogen - Br, Cl, F, I < 900 ppm per homogenous material. Also BFR/CFR/PVC Free
Solder Process Capability	Not applicable for solder process capability

Product Compliance Disclaimer

This information is provided based on reasonable inquiry of our suppliers and represents our current actual knowledge based on the information they provided. This information is subject to change. The part numbers that TE has identified as EU RoHS compliant have a maximum concentration of 0.1% by weight in homogenous materials for lead, hexavalent chromium, mercury, PBB, PBDE, DBP, BBP, DEHP, DIBP, and 0.01% for cadmium, or qualify for an exemption to these limits as defined in the Annexes of Directive 2011/65/EU (RoHS2). Finished electrical and electronic equipment products will be CE marked as required by Directive 2011/65/EU. Components may not be CE marked. Additionally, the part numbers that TE has identified as EU ELV compliant have a maximum concentration of 0.1% by weight in homogenous materials for lead, hexavalent chromium, and mercury, and 0.01% for cadmium, or qualify for an exemption to these limits as defined in the Annexes of Directive 2000/53/EC (ELV). Regarding the REACH Regulation, the information TE provides on SVHC in articles for this part number is based on the latest European Chemicals Agency (ECHA) ‘Guidance on requirements for substances in articles’ posted at this URL: <https://echa.europa.eu/guidance-documents/guidance-on-reach>

Compatible Parts



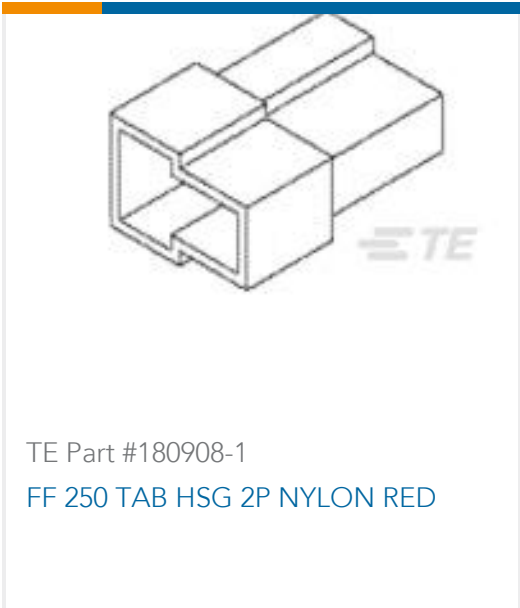
 <p>TE Part # 170340-1 FF 250 TAB 20-14AWG BR WITHOUT LATCH</p>	 <p>TE Part # 170341-3 FF 250 TAB 14-12AWG PTBR WITHOUT LATCH</p>	 <p>TE Part # 170349-2 FF 250 TAB 22-20AWG TPBR WITHOUT LATCH</p>	 <p>TE Part # 170340-3 FF 250 TAB 20-14AWG PTBR WITHOUT LATCH</p>
 <p>TE Part # 170349-1 FF 250 TAB 22-20AWG BR WITHOUT LATCH</p>	 <p>TE Part # 180908-3 FF 250 TAB HSG 2P NYLON BLUE</p>		

Also in the Series | FASTIN-FASTON 250

 <p>Crimp Terminal Housings(211)</p>	 <p>Insertion & Extraction Tools(2)</p>	 <p>PCB Terminals(2)</p>	 <p>Quick Disconnects(254)</p>
---	--	---	---

Customers Also Bought

 <p>TE Part #DTM06-12SD-E007 DEUTSCH DTM Housings</p>	 <p>TE Part #DT04-12PB-CE08 REC, 12P, BLK, E, ENH KEY, B</p>	 <p>TE Part #521125-1 PL 187 HOUSING TAB 0.81 NYLON 6/6</p>	 <p>TE Part #282180-3 FF 187 REC 0.5-1.5MM2 TPPB</p>
 <p>TE Part #63498-1 PL 187 TERMINAL REC 20-16 AWG TPBR</p>	 <p>TE Part #2238197-3 250 FASTON, FLAG, REC., 18-12 AWG, TPBR</p>	 <p>TE Part #DT06-08SA-CE04 PLG, 8P, GRY, E, XCAP, A</p>	 <p>TE Part #180906-5 FF 250 TAB HSG 6P NYLON BLACK</p>



Documents

Product Drawings

FF 250 TAB HSG 2P NYLON YELLOW

English

CAD Files

Customer View Model

ENG_CVM_CVM_180908-4_AB.2d_dxf.zip

English

3D PDF

3D

Customer View Model

ENG_CVM_CVM_180908-4_AB.3d_igs.zip

English

Customer View Model

ENG_CVM_CVM_180908-4_AB.3d_stp.zip

English

By downloading the CAD file I accept and agree to the [Terms and Conditions](#) of use.

Datasheets & Catalog Pages

White Paper: Nylon Discoloration

English

Product Specifications

Application Specification

English

Agency Approvals

UL Report

English