


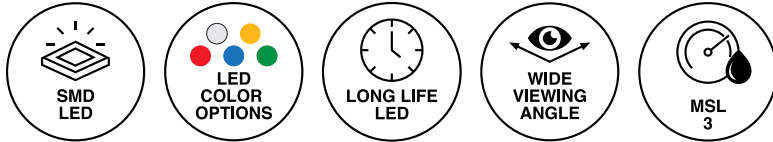
LSM0805 Series

0805 SMD LED Package

2.0 x 1.25 x 0.8 mm SMD Chip LED



LSM0805472V Yellow SMD LED. Low Profile Surface Mount LED with High intensity light output and low power consumption



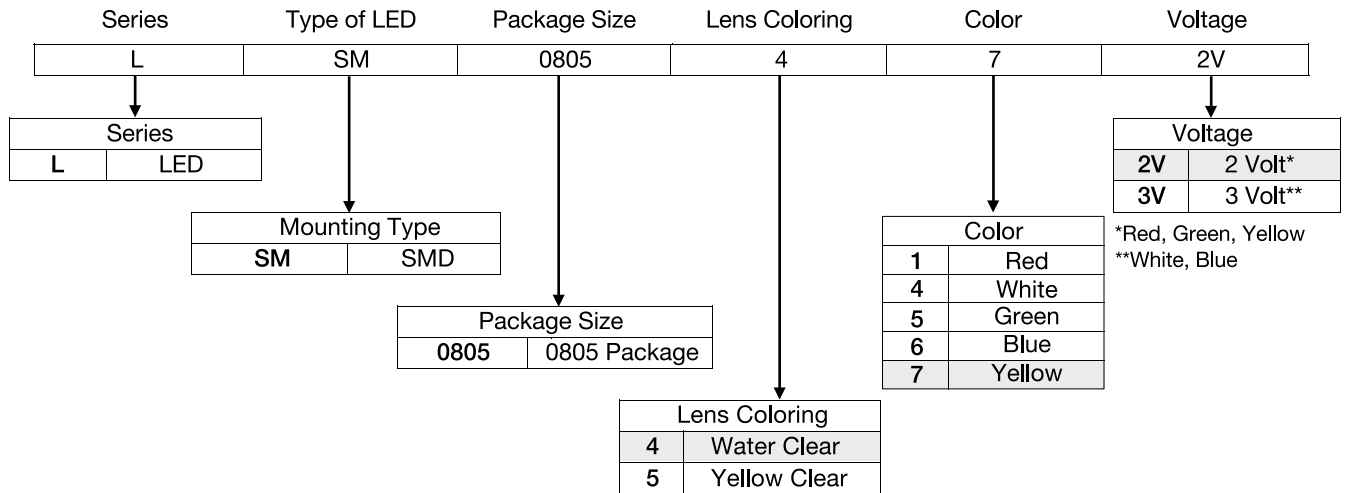
Application

- Wearable and Portable Devices
- Automotive Features
- Navigations Systems
- Home and Smart Appliance
- Backlit Keypads
- Medical Devices
- Health Care Application
- Industrial Control Systems
- Status Indicator

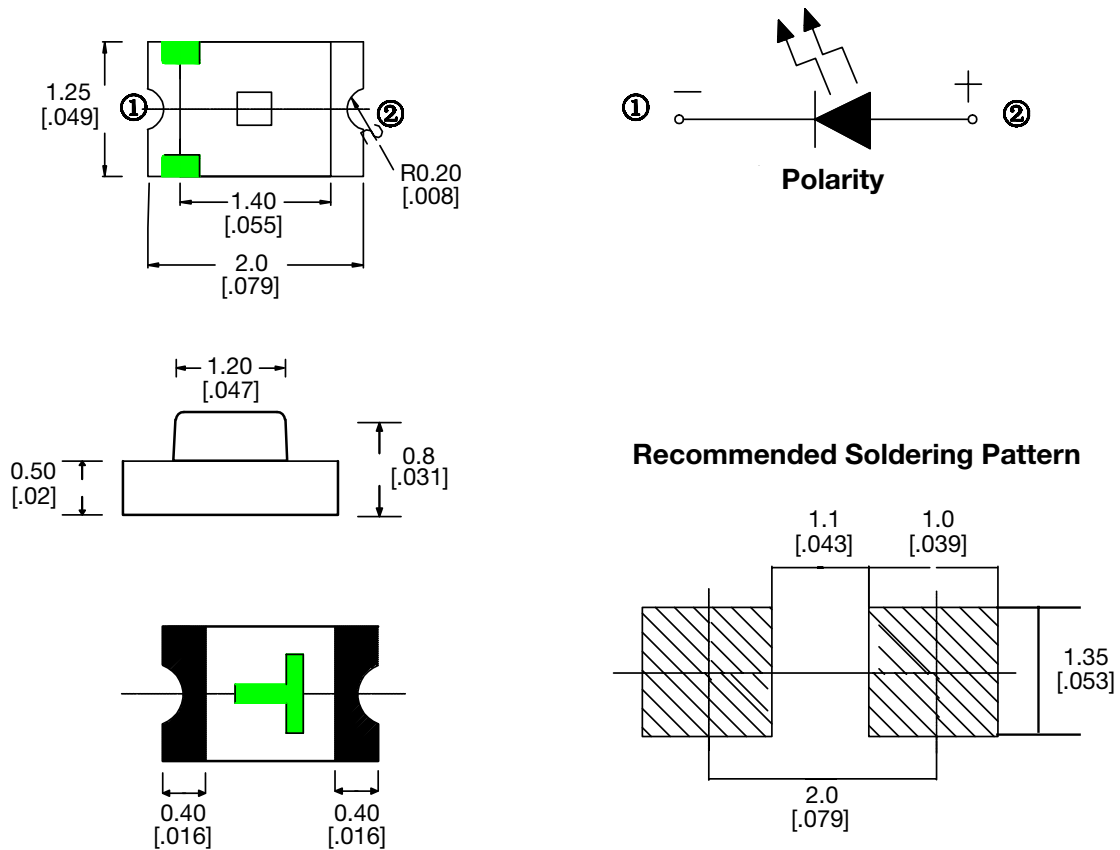
Key Features

- 2.0 x 1.25 mm [.079 x .049 in] (0805 package/2012 metric) Chip SMD LED
- 0.8 mm [.031 in] in thickness
- Low power consumption
- Rectangle flat top LED
- Wide viewing angle (120°)
- Optimized light coupling by inter reflector
- GaInP technology
- Top emitting package
- Small 0805 LED package, flexible application with small space required.
- Available in a range of colors: red, white, green, blue and yellow making it ideal for status indication
- Cost-efficient solution for low-power and compact electronic equipment designs
- Compatible with automatic placement equipment and available in automation-friendly tape and reel
- Ideal for special configurations for automated PC board assembly and space-sensitive applications
- Pb-free
- Moisture sensitivity level: 3
- Package 3,000 pieces per reel
- Compliant with RoHS and REACH

Ordering Data



Product Dimensions



Notes:

1. All dimensions are in mm [in]
2. Tolerance is ± 0.1 mm [0.004 in] unless otherwise noted
3. The specifications, characteristics and technical data described in the datasheet are subject to change without prior notice.

Product Specifications

Absolute Maximum Ratings (ta=25°C)

Items	Symbol	Ratings		Unit
Reverse Voltage	VR	5		V
Forward Current	If	Y	20	mA
Operation Temperature	Topt	-40~+85		°C
Storage Temperature	Tstg	-40~+100		°C
Electrostatic Discharge (HBM)	ESD	Y	2000	V
Power Dissipation	Pt	Y	60	MW
Peak Forward Current (Duty 1/10 @1KHZ)	IFP	Y	50	MA
Soldering Temperature	Tsol	Reflow Soldering: 260°C for 10 sec		

Parameter	Symbol		Min	Typ.	Max.	Unit	Condition
Luminous Intensity	Iv	Y	--	162	--	mcd	IF=20mA
Peak Wavelength	λP	Y	--	590	--	nm	IF=20mA
Dominant Wavelength	λd	Y	588	--	592	nm	IF=20mA
Spectrum Radiation Bandwidth	Δλ	Y	--	20	--	nm	IF=20mA
Forward Voltage	V _F	Y	1.8	***	2.4	v	IF=20mA
Viewing Angle	2θ1/2		--	120	--	deg	IF=20mA
Reverse Current	I _R	Y	--	--	5	uA	V _R =5V

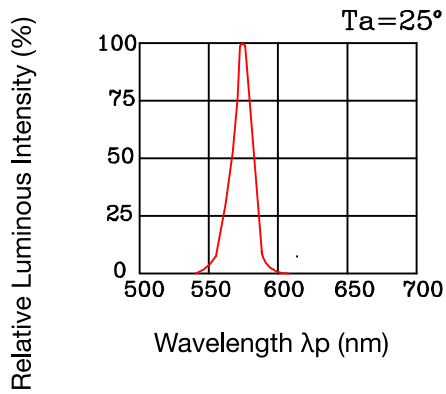
Notes:

1. Tolerance of Luminous Intensity ±3%
2. Tolerance of Dominant Wavelength ±1nm
3. Tolerance of Forward Voltage ±0.03V

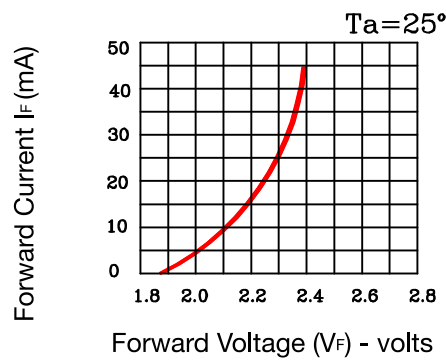
Product Specifications

Typical Electrical-Optical Characteristics Curves

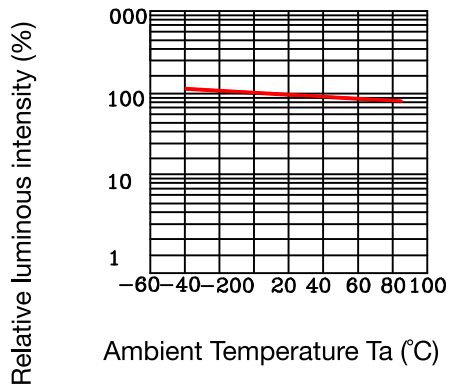
Spectrum Distribution



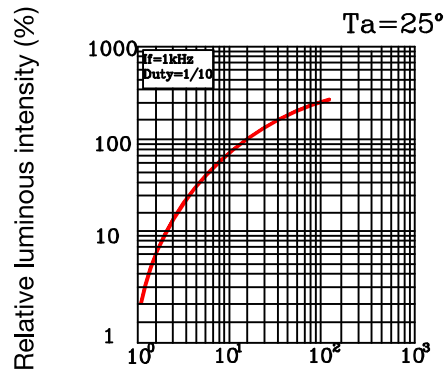
Forward Current Vs. Forward Voltage



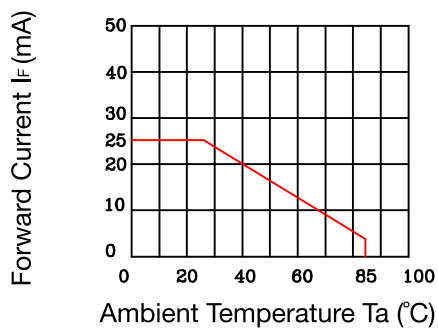
Luminous Intensity Vs. Ambient Temperature



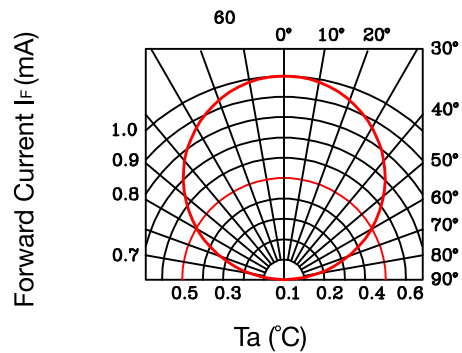
Luminous Intensity Vs. Forward Current



Forward Current Derating Curve



Forward Current If (mA) Radiation Diagram



Reliability Data

The reliability of products shall be satisfied with items listed below. Confidence level: 90%

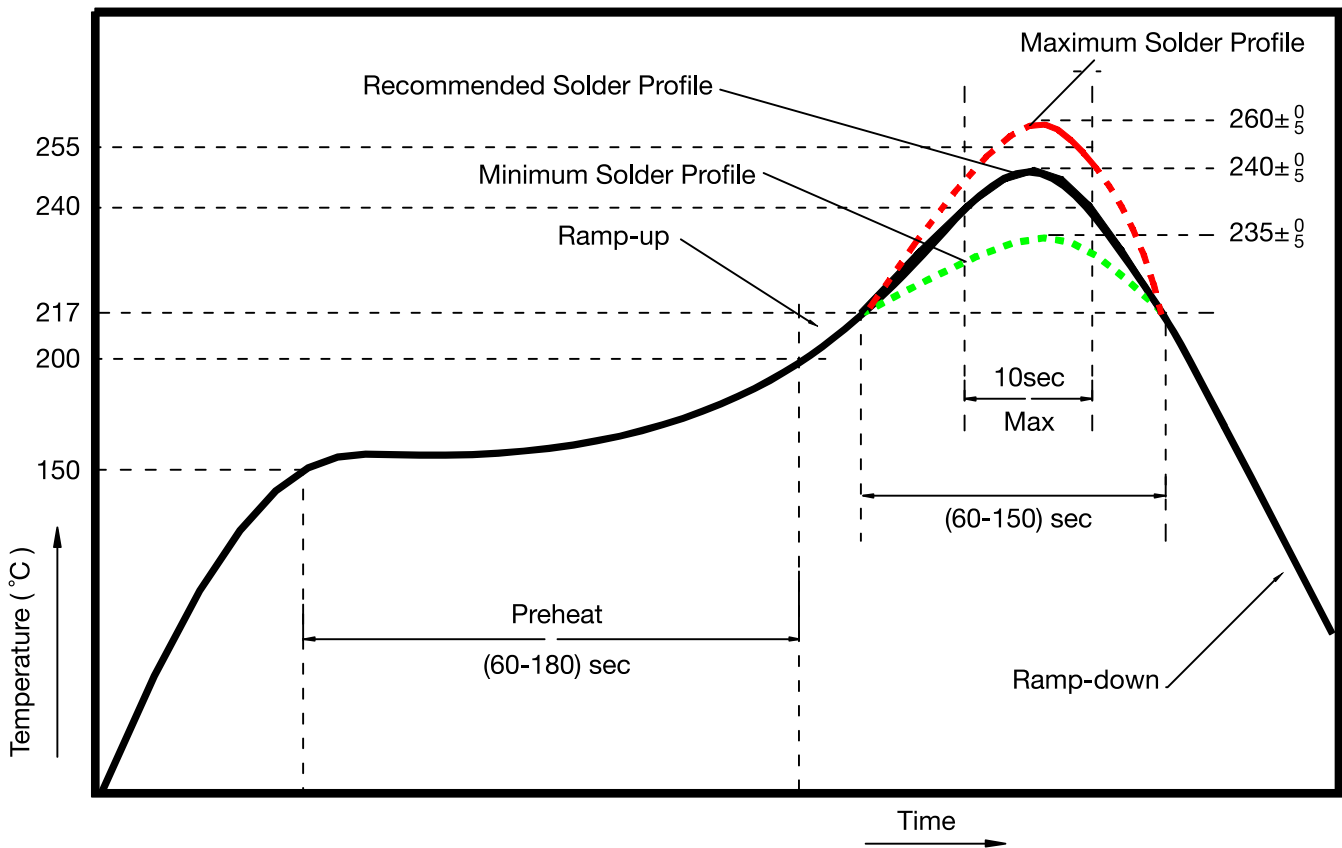
LTPD: 10%

No	Items	Test Condition	Test Hours/Cycles	Sample Size	Ac/Re
1	Reflow Soldering	Temp: 260±5°C	6 min	22 PCS	0/1
2	Temperature Cycle	H: +100°C 15 min ∫ 5 min L: -40°C 15 min	300 Cycles	22 PCS	0/1
3	Thermal Shock	H: +100°C 5 min ∫ 10 sec L: -10°C 5 min	300 Cycles	22 PCS	0/1
4	High Temperature Storage	Temp: 100°C	1000 Hrs	22 PCS	0/1
5	Low Temperature Storage	Temp:-40°C	1000 Hrs	22 PCS	0/1
6	DC Operating Life	IF=20mA	1000 Hrs	22 PCS	0/1
7	High Temperature High Humidity	85°C/85%RH	1000 Hrs	22 PCS	0/1

Recommended Reflow Soldering Profile

Reflow Soldering

Use the conditions shown in the figure below for PB-Free Reflow Soldering.



- Reflow soldering should not be done more than two times.
- Stress on the LEDs should be avoided during heating in soldering process.
- After soldering, do not handle the product before its temperature drops down to room temperature.

Precautions

• Storage

Moisture proof and anti-electrostatic package with moisture absorbent material are used, to keep moisture to a minimum.

Before opening the package, the product should be kept at 30°C or less and humidity less than 60%Rh, and be used within a year.

After opening the package, the product should be stored at 30°C or less and humidity less than 10%RH, and be soldered within 24 hours. It is recommended that the product be operated at the workshop condition of 30°C or less and humidity less than 60%RH.

If the moisture absorbent material has faded away or the LEDs have exceeded the storage time. Baking should be performed based on the following condition: (60+5C) for 12 hours

• Static Electricity

Static electricity or surge voltage damages the LEDs. Damaged LEDs will show some unusual characteristics such as the forward voltage becomes lower, or the LEDs do not light at the low current, even not light.

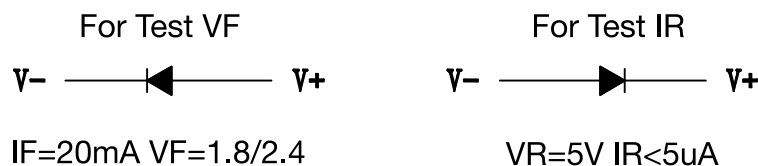
All devices, equipment, and machinery must be properly grounded. At the same time, it is recommended that wristbands or anti-electrostatic gloves, anti-electrostatic containers be used when dealing with the LEDs.

Circuit Design Notes

• Design Consideration

In designing a circuit, the current through each LED must not exceed the absolute maximum rating specified for each LED. In the meanwhile, resistors for protection should be applied, otherwise slight voltage shift will cause big current change, burn out may happen.

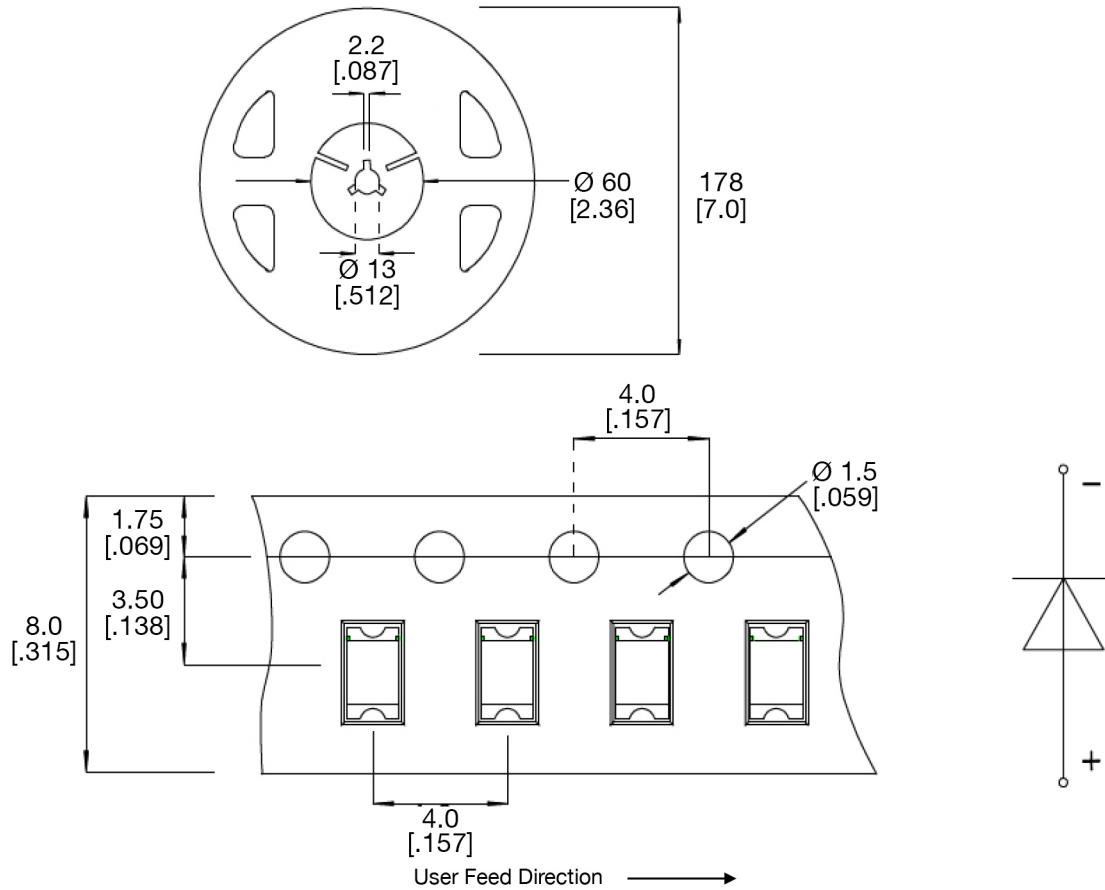
It is recommended to use Circuit A which regulates the current flowing through each LED rather than Circuit B in forward Voltage (Vf) of the LEDs. In the worst case, some LED may be subjected to stresses in excess of the Absolute Maximum Rating



• Thermal Design

Is paramount importance because heat generation may result in the Characteristics decline, such as brightness decreased, Color changed and so on. Please consider the heat generation of the LEDs when making the system design.

Tape and Reel Specifications



Notes:

1. All dimensions are in mm [in]
2. Tolerance is ± 0.1 mm [0.004 in] unless otherwise noted
3. The specifications, characteristics and technical data described in the datasheet are subject to change without prior notice.

Compliances and Approvals

