




Connectors > Circular Connectors > Standard Circular Connectors



Sealable: No

Circuit Application: High Speed Data

Shell Base Material: Brass

Circular Connector Shell Size: 23

Shell Type: Metal

Features

Product Type Features

Connector Product Type	Housing Kit
Sealable	No
Shell Type	Metal

Signal Characteristics

Data Rate	≤1 Gb/s
-----------	---------

Body Features

Shell Base Material	Brass
---------------------	-------

Contact Features

Circular Connector Contact Type	Pin
---------------------------------	-----

Termination Features

Termination Method to Wire & Cable	Crimp
------------------------------------	-------

Housing Features

Circular Connector Shell Size	23
-------------------------------	----

Operation/Application

--	--



Durability Rating	500 Cycles
Circuit Application	High Speed Data

Product Compliance

For compliance documentation, visit the product page on TE.com>

EU RoHS Directive 2011/65/EU	Compliant with Exemptions
EU ELV Directive 2000/53/EC	Compliant with Exemptions
China RoHS 2 Directive MIIT Order No 32, 2016	Restricted Materials Above Threshold
EU REACH Regulation (EC) No. 1907/2006	Current ECHA Candidate List: JUNE 2023 (235) Candidate List Declared Against: JUNE 2022 (224) SVHC > Threshold: Pb (1.6% in Component part) Article Safe Usage Statements: Do not eat, drink or smoke when using this product. Wash thoroughly after handling. Recycle if possible and dispose of the article by following all applicable governmental regulations relevant to your geographic location.
Halogen Content	Not Yet Reviewed for halogen content
Solder Process Capability	Not reviewed for solder process capability

Product Compliance Disclaimer







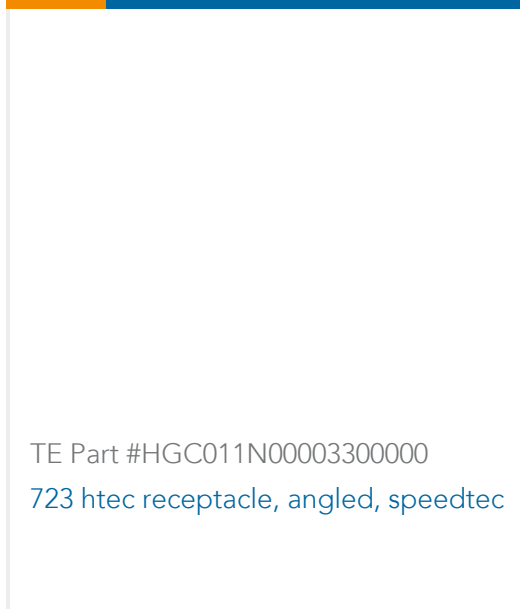
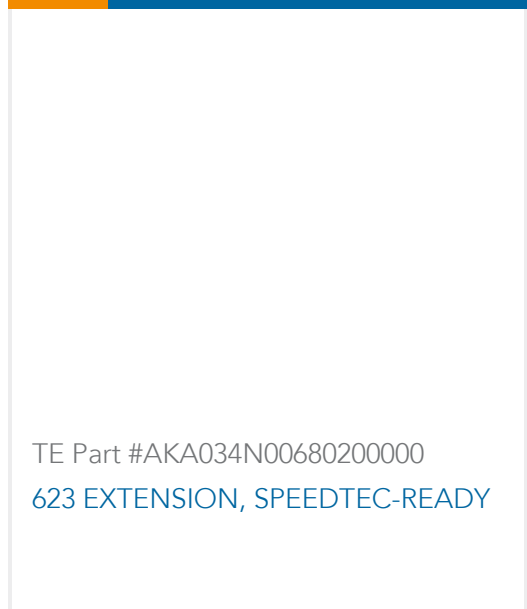
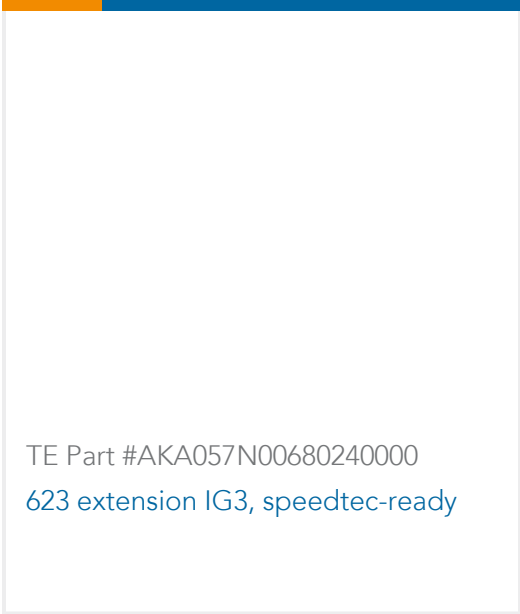
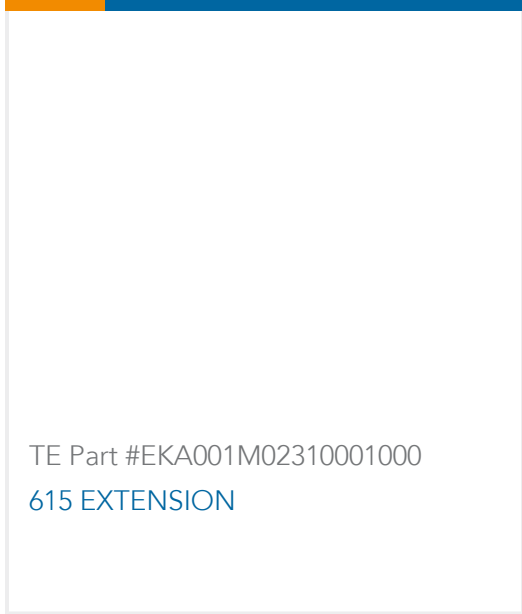
This information is provided based on reasonable inquiry of our suppliers and represents our current actual knowledge based on the information they provided. This information is subject to change. The part numbers that TE has identified as EU RoHS compliant have a maximum concentration of 0.1% by weight in homogenous materials for lead, hexavalent chromium, mercury, PBB, PBDE, DBP, BBP, DEHP, DIBP, and 0.01% for cadmium, or qualify for an exemption to these limits as defined in the Annexes of Directive 2011/65/EU (RoHS2). Finished electrical and electronic equipment products will be CE marked as required by Directive 2011/65/EU. Components may not be CE marked. Additionally, the part numbers that TE has identified as EU ELV compliant have a maximum concentration of 0.1% by weight in homogenous materials for lead, hexavalent chromium, and mercury, and 0.01% for cadmium, or qualify for an exemption to these limits as defined in the Annexes of Directive 2000/53/EC (ELV). Regarding the REACH Regulation, the information TE provides on SVHC in articles for this part number is based on the latest European Chemicals Agency (ECHA) 'Guidance on requirements for substances in articles' posted at this URL: <https://echa.europa.eu/guidance-documents/guidance-on-reach>

Compatible Parts

TE Part # BGC603N0000070A000 917 receptacle angled rotatable	TE Part # BGC603N0000071A000 917 receptacle angled rotatable	TE Part # C0-0235-000-000 DIGITAL CRIMPING TOOL, SMALL

Customers Also Bought



 <p>TE Part #60-0251-011-000 CONTACT SOCKET 1 MM</p>	 <p>TE Part #60-0272-011-000 CONTACT SOCKET 2 MM</p>	 <p>TE Part #60-0279-011-000 CONTACT SOCKET 1 MM</p>	 <p>TE Part #61-0193-011-000 CONTACT PIN 2 MM</p>
 <p>TE Part #AGC139N00001100000 623 RECEPTACLE ANGLED ROTATABLE</p>	 <p>TE Part #ESB000N0063L003000 615 LOCKTEC PLUG</p>	 <p>TE Part #HGC011N00003300000 723 htec receptacle, angled, speedtec</p>	 <p>TE Part #AKA034N00680200000 623 EXTENSION, SPEEDTEC-READY</p>
 <p>TE Part #AKA057N00680240000 623 extension IG3, speedtec-ready</p>	 <p>TE Part #EKA001M02310001000 615 EXTENSION</p>		

Documents

CAD Files

3D PDF

3D

Customer View Model

ENG_CVM_CVM_61-0252-013-000_B.2d_dxf.zip

English

Customer View Model

ENG_CVM_CVM_61-0252-013-000_B.3d_igs.zip

English

Customer View Model

ENG_CVM_CVM_61-0252-013-000_B.3d_stp.zip

English

By downloading the CAD file I accept and agree to the [Terms and Conditions](#) of use.

Datasheets & Catalog Pages

61-0252-013-000

English