



Connectors > Automotive Connectors > Automotive Housings



Connector System: **Wire-to-Wire**
Number of Positions: **2**
Connector & Housing Type: **Housing for Female Terminals**
Centerline (Pitch): **5.46 mm [.215 in]**
Sealable: **Yes**

Features

Product Type Features

Mixed & Hybrid Connector	No
Connector Shape	Rectangular
Connector System	Wire-to-Wire
Connector & Housing Type	Housing for Female Terminals
Sealable	Yes
Connector & Contact Terminates To	Wire & Cable
Primary Locking Feature	Integrated in Housing

Configuration Features

Blank Cavity Position	0
Connector Seal Code	E Seal
Number of Positions	2
Number of Rows	1

Electrical Characteristics

Operating Voltage	250 VAC
-------------------	---------



Nominal Voltage Architecture	12 V, 24 V, 48 V
Body Features	
Cable Exit Angle	180°
Primary Product Color	Black
Contact Features	
Contact Size	Size 16
Contact Type	Socket
Mating Pin Diameter	1.59 mm[.063 in]
Contact Current Rating (Max)	13 A
Mechanical Attachment	
Terminal Position Assurance	Yes
Strain Relief	Add By Accessory
Mating Alignment Type	Polarized
Mating Alignment	With
Connector Mounting Type	Cable Mount (Free-Hanging)
Housing Features	
Housing Material	PA GF
Centerline (Pitch)	5.46 mm[.215 in]
Dimensions	
Connector Height	15.77 mm[.621 in]
Product Width	16.48 mm[.649 in]
Product Length	31.2 mm[1.228 in]
Compatible Insulation Diameter Range	1.35 – 3.05 mm[.053 – .12 in]
Usage Conditions	
Operating Temperature (Max)	125 °C[257 °F]
Operating Temperature Range	-55 – 125 °C[-67 – 257 °F]
Operation/Application	
Circuit Application	Power & Signal
Industry Standards	
Degree of Protection	IP68, IP6K9K
Agency/Standard	SAE J2030
UL Flammability Rating	12mm Flame Test per Standard UL-94



Packaging Features

Packaging Quantity	1600
Packaging Method	Box

Other

Serviceable	Yes
Connector Position Assurance Capable	No

Product Compliance

For compliance documentation, visit the product page on [TE.com](#)>












EU RoHS Directive 2011/65/EU	Compliant
EU ELV Directive 2000/53/EC	Compliant
China RoHS 2 Directive MIIT Order No 32, 2016	No Restricted Materials Above Threshold
EU REACH Regulation (EC) No. 1907/2006	Current ECHA Candidate List: JUNE 2023 (235) Candidate List Declared Against: JUNE 2023 (235) SVHC > Threshold: Octamethylcyclotetrasiloxane (D4) (.5% in Component Part) Dodecamethylcyclohexasiloxane (D6) (.5% in Component Part) Decamethylcyclopentasiloxane (D5) (.5% in Component Part) Article Safe Usage Statements: Wash thoroughly after handling. Recycle if possible and dispose of the article by following all applicable governmental regulations relevant to your geographic location.
Halogen Content	Not Low Halogen - contains Br or Cl > 900 ppm.
Solder Process Capability	Not reviewed for solder process capability

Product Compliance Disclaimer

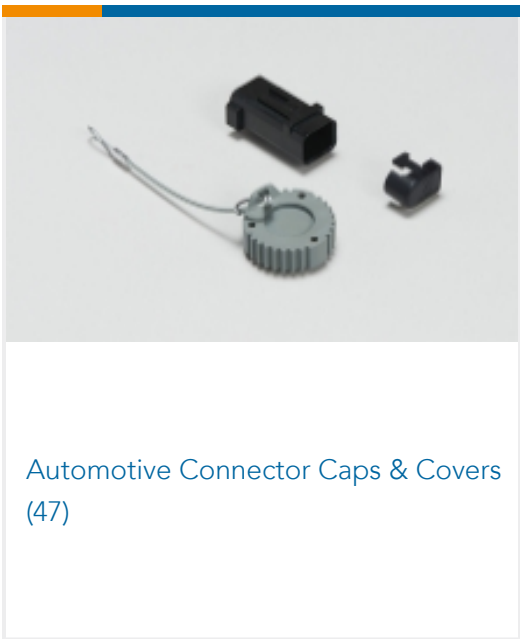
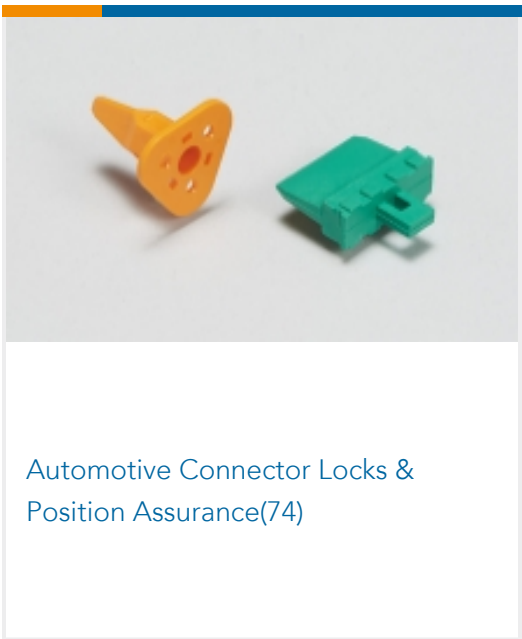
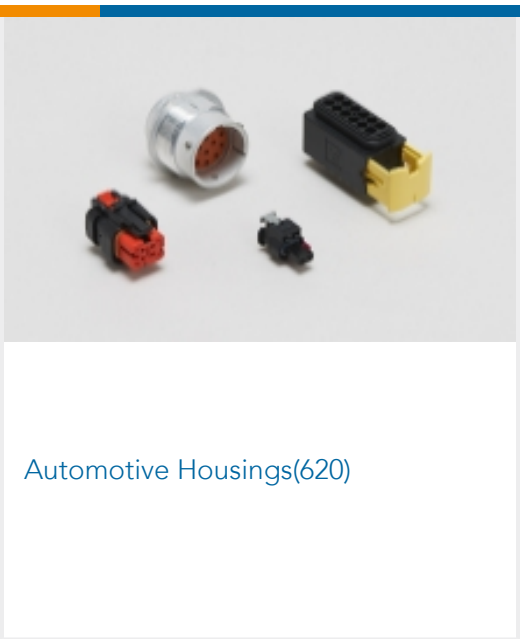


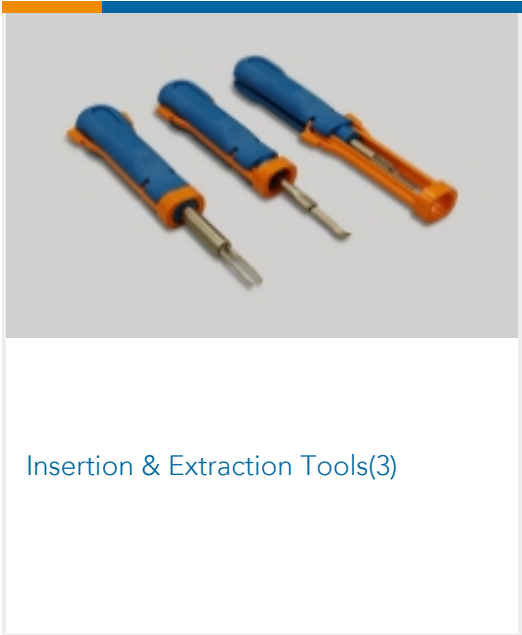


This information is provided based on reasonable inquiry of our suppliers and represents our current actual knowledge based on the information they provided. This information is subject to change. The part numbers that TE has identified as EU RoHS compliant have a maximum concentration of 0.1% by weight in homogenous materials for lead, hexavalent chromium, mercury, PBB, PBDE, DBP, BBP, DEHP, DIBP, and 0.01% for cadmium, or qualify for an exemption to these limits as defined in the Annexes of Directive 2011/65/EU (RoHS2). Finished electrical and electronic equipment products will be CE marked as required by Directive 2011/65/EU. Components may not be CE marked. Additionally, the part numbers that TE has identified as EU ELV compliant have a maximum concentration of 0.1% by weight in homogenous materials for lead, hexavalent chromium, and mercury, and 0.01% for cadmium, or qualify for an exemption to these limits as defined in the Annexes of Directive 2000/53/EC (ELV). Regarding the REACH Regulation, the information TE provides on SVHC in articles for this part number is based on the latest European Chemicals Agency (ECHA) 'Guidance on requirements for substances in articles' posted at this URL: <https://echa.europa.eu/guidance-documents/guidance-on-reach>



Compatible Parts

 <p>TE Part # CAT-J67-DSCC16 DEUTSCH Size 16 Crimp Contacts</p>	 <p>TE Part # CAT-D487-H342 DEUTSCH DT Headers</p>	 <p>TE Part # CAT-D48-SP729 DEUTSCH Sealing Plugs</p>	 <p>TE Part # CAT-D487-W416 Wedgelocks: DEUTSCH DT</p>
 <p>TE Part # CAT-D48-ST273 DEUTSCH Solid Contacts</p>	 <p>TE Part # CAT-J41-DDRC DEUTSCH DT Receptacle Connectors</p>	 <p>TE Part # CAT-D485-CH8172 DEUTSCH DTM Housings</p>	 <p>TE Part # 1011-344-0205 DUST CAP, 2P, PLG, BLK, DT</p>
 <p>TE Part # CAT-D487-CH8172 DEUTSCH DT Series Housings & Connectors</p>	 <p>TE Part # DT-RT1 EXT TOOL, FRONT RELEASE</p>	 <p>TE Part # DTF13-2PB HDR, 2P, BLK, RA, SN/NI/CU, B</p>	

Also in the Series | DEUTSCH DT

 <p>Automotive Connector Caps & Covers (47)</p>	 <p>Automotive Connector Locks & Position Assurance(74)</p>	 <p>Automotive Housings(620)</p>	 <p>Connector Backshells(58)</p>
 <p>Connector Seals & Cavity Plugs(6)</p>	 <p>Insertion & Extraction Tools(3)</p>	 <p>Other Automotive Connector Accessories(27)</p>	 <p>PCB Headers & Receptacles(103)</p>



Customers Also Bought



TE Part #HDP24-24-29SE
REC, 29P, BLK, E, 12/16/20, S



TE Part #DT04-2P-CE03
DEUTSCH DT Receptacle Connectors



TE Part #W2S-P012
WEDGE LOCK, 2P, PLG, GRN, SL RET, DT



TE Part #34826
TERMINAL,PG R 16-14HD 3/8 DT



TE Part #7989236001
CGPT-R-25.4-0



TE Part #1-2303816-4
DT06-3S-TE32, PLG, 3P, BLK, E, SNAPCAP



TE Part #964455-1
KONTAKTSICHERUNG16P



TE Part #1-2303815-1
DT06-2S-TE31, PLG, 2P, GRY, E, SNAPCAP

Documents

Product Drawings
DT06-2S-TE32, PLG, 2P, BLK, E, SNAPCAP
English

CAD Files
3D PDF
3D
Customer View Model
ENG_CVM_CVM_1-2303815-4_A.2d_dxf.zip
English
Customer View Model
ENG_CVM_CVM_1-2303815-4_A.3d_igs.zip
English
Customer View Model
ENG_CVM_CVM_1-2303815-4_A.3d_stp.zip
English

By downloading the CAD file I accept and agree to the Terms and Conditions of use.

Product Specifications
Application Specification
English

Agency Approvals
UL Report
English

DT06-2S-TE32

Housing for Female Terminals, Wire-to-Wire, 2 Position, .215 in [5.46 mm] Centerline, Sealable, Black, Wire & Cable, Power & Signal, DEUTSCH DT

