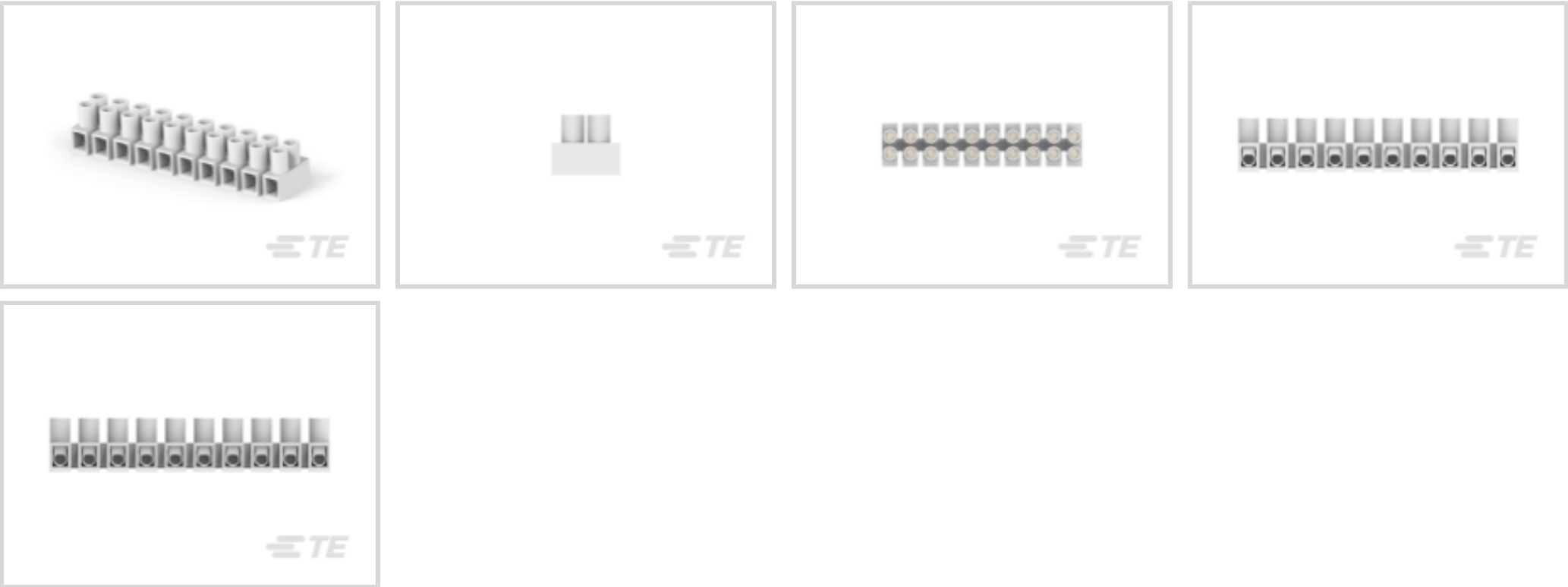




Connectors > Terminal Blocks & Strips > Barrier Strips



Connector System: **Wire-to-Wire**

Number of Positions: **10**

Centerline (Pitch): **8 mm [.315 in]**

Number of Rows: **1**

Operating Voltage: **250 V**

Features

Product Type Features

Block Style	None
Connector System	Wire-to-Wire
Connector & Contact Terminates To	Wire & Cable

Configuration Features

Number of Levels	1
Number of Positions	10
Number of Rows	1

Electrical Characteristics

Operating Voltage	250 V
-------------------	-------

Body Features

Quick Connect Tab Plating Material	Tin
Primary Product Color	Natural
Product Orientation	Right Angle



Contact Features

Contact Base Material	Brass
Contact Current Rating (Max)	30 A

Mechanical Attachment

Screw Plating Material	Zinc Chromate
Screw Material	Steel
Mounting Options	2.8mm Diameter Mounting Holes
Thread Size	M3
Connector Mounting Type	Panel Mount

Housing Features

Housing Material	Polyamide 6
Centerline (Pitch)	8 mm [.315 in]

Dimensions

Wire Size	.12 – 3.3 mm²
-----------	---------------

Usage Conditions

Operating Temperature Range	-35 – 100 °C [-31 – 212 °F]
-----------------------------	-----------------------------

Operation/Application

Circuit Application	Power
---------------------	-------

Industry Standards

UL Flammability Rating	UL 94V-2
------------------------	----------

Packaging Features

Packaging Quantity	250
Packaging Method	Package

Product Compliance

For compliance documentation, visit the product page on TE.com>

EU RoHS Directive 2011/65/EU	Compliant with Exemptions
EU ELV Directive 2000/53/EC	Compliant with Exemptions
China RoHS 2 Directive MIIT Order No 32, 2016	Restricted Materials Above Threshold
EU REACH Regulation (EC) No. 1907/2006	Current ECHA Candidate List: JUNE 2023 (235) Candidate List Declared Against: JUNE 2022 (224)



SVHC > Threshold:
Pb (1.8% in Component)

Article Safe Usage Statements:
Do not eat, drink or smoke when using this product. Wash thoroughly after handling. Recycle if possible and dispose of the article by following all applicable governmental regulations relevant to your geographic location.

Halogen Content	Not Yet Reviewed for halogen content
Solder Process Capability	Not applicable for solder process capability

Product Compliance Disclaimer

This information is provided based on reasonable inquiry of our suppliers and represents our current actual knowledge based on the information they provided. This information is subject to change. The part numbers that TE has identified as EU RoHS compliant have a maximum concentration of 0.1% by weight in homogenous materials for lead, hexavalent chromium, mercury, PBB, PBDE, DBP, BBP, DEHP, DIBP, and 0.01% for cadmium, or qualify for an exemption to these limits as defined in the Annexes of Directive 2011/65/EU (RoHS2). Finished electrical and electronic equipment products will be CE marked as required by Directive 2011/65/EU. Components may not be CE marked. Additionally, the part numbers that TE has identified as EU ELV compliant have a maximum concentration of 0.1% by weight in homogenous materials for lead, hexavalent chromium, and mercury, and 0.01% for cadmium, or qualify for an exemption to these limits as defined in the Annexes of Directive 2000/53/EC (ELV). Regarding the REACH Regulation, the information TE provides on SVHC in articles for this part number is based on the latest European Chemicals Agency (ECHA) ‘Guidance on requirements for substances in articles’ posted at this URL: <https://echa.europa.eu/guidance-documents/guidance-on-reach>

Compatible Parts




TE Part # 1-1776294-0
TSB23010=EUROPA TERM BLK,8MM

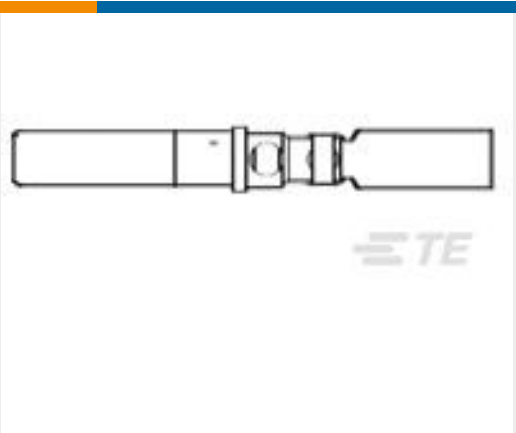


TE Part # 1-1776322-0
TSB230K 10DS=EUROPA TRM BLK, 8MM


Customers Also Bought




TE Part #1-1393212-4
T92S7D22-12



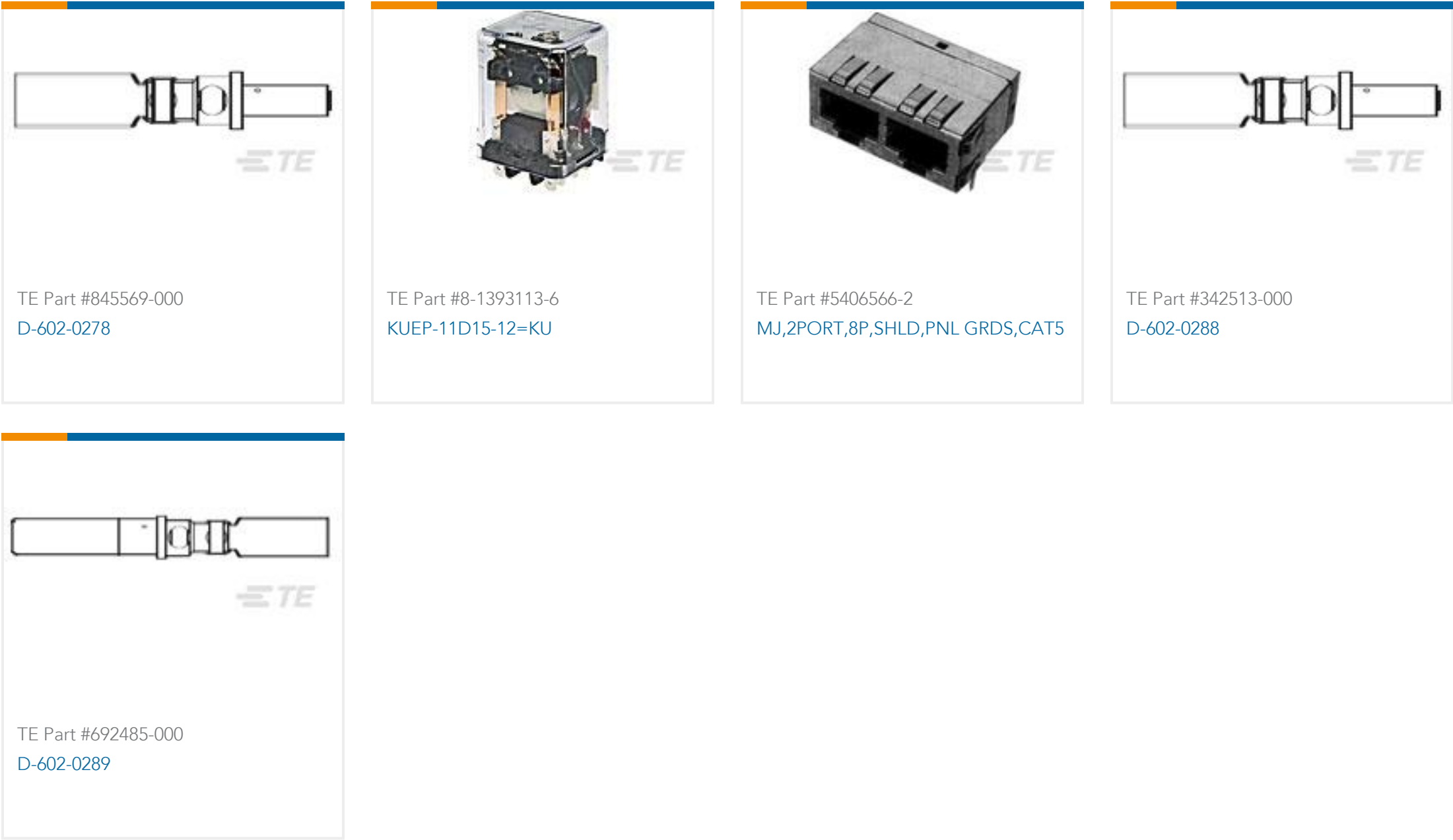
TE Part #910661-000
D-602-0279



TE Part #5748271-3
FEMALE SCREWLOCK KIT



TE Part #1776293-4
TSB23004DS=EUROPA TERM BLK, 8MM



Documents

Product Drawings
TSB23010DS=EUROPA TERM BLK,8MM
English

CAD Files
3D PDF
English
Customer View Model
ENG_CVM_1-1776293-0_O1.2d_dxf.zip
English
Customer View Model
ENG_CVM_1-1776293-0_O1.3d_igs.zip
English
Customer View Model
ENG_CVM_1-1776293-0_O1.3d_stp.zip
English
Customer View Model
ENG_CVM_CVM_1-1776293-0_O.3d_igs.zip
English
Customer View Model
ENG_CVM_CVM_1-1776293-0_O.3d_stp.zip
English
Customer View Model
ENG_CVM_CVM_1-1776293-0_O.2d_dxf.zip
English
3D PDF
3D

1-1776293-0

Barrier Strips, Wire-to-Wire, 10 Position, 8 mm [.315 in] Centerline, 1 Row, Operating Voltage 250 V, 26 – 12 AWG Wire Size, .12 – 3.3 mm² Wire Size



By downloading the CAD file I accept and agree to the [Terms and Conditions](#) of use.

Datasheets & Catalog Pages

BUCHANAN TERMINAL BLOCKS CATALOG - EUROPA TERMINAL BLOCKS

English