



Connectors > PCB Connectors > PCB Headers & Receptacles



Connector System: **Wire-to-Board**

Number of Positions: **26**

Number of Rows: **2**

Centerline (Pitch): **2.54 mm [.1 in]**

PCB Mount Orientation: **Right Angle**

Features

Product Type Features

Connector System	Wire-to-Board
Header Type	Fully Shrouded
Connector & Contact Terminates To	Printed Circuit Board
PCB Connector Assembly Type	PCB Mount Header

Configuration Features

Connector Contact Load Condition	Fully Loaded
Number of Positions	26
Number of Rows	2
PCB Mount Orientation	Right Angle

Electrical Characteristics

Insulation Resistance	5000 MΩ
Dielectric Withstanding Voltage (Max)	750 Vrms

Body Features

Connector Profile	Standard
Primary Product Color	Black

Contact Features

Mating Square Post Dimension	.64 mm[.025 in]
PCB Contact Termination Area Plating Material Thickness	2.54 – 5.08 μm[100 – 200 μin]



Contact Mating Area Plating Material Thickness	.381 μm[15 μin]
Contact Shape & Form	Square
Contact Underplating Material	Nickel
PCB Contact Termination Area Plating Material	Tin
Contact Base Material	Phosphor Bronze
Contact Mating Area Plating Material	Gold
Contact Type	Pin
Contact Current Rating (Max)	3 A

Termination Features

Square Termination Post & Tail Dimension	.64 mm[.025 in]
Termination Post & Tail Length	3.43 mm[.135 in]
Termination Method to Printed Circuit Board	Through Hole - Solder

Mechanical Attachment

Mating Alignment Type	Polarization
Mating Retention	With
Mating Retention Type	Detent Window
Connector Mounting Type	Board Mount
Mating Alignment	With
PCB Mount Alignment	Without
PCB Mount Retention	Without

Housing Features

Housing Material	Thermoplastic
Centerline (Pitch)	2.54 mm[.1 in]

Dimensions

PCB Thickness (Recommended)	1.4 mm[.055 in]
Row-to-Row Spacing	2.54 mm[.1 in]

Usage Conditions

Housing Temperature Rating	Standard
Operating Temperature Range	-65 – 105 °C[-85 – 221 °F]

Operation/Application

Solder Process Feature	Board Standoff
Circuit Application	Signal



Industry Standards

Agency/Standard	CSA
Approved Standards	CSA LE7189, UL E28476
UL Flammability Rating	UL 94V-0

Packaging Features

Packaging Quantity	112
Packaging Type	Tray

Product Compliance

For compliance documentation, visit the product page on TE.com>

EU RoHS Directive 2011/65/EU	Compliant
EU ELV Directive 2000/53/EC	Compliant
China RoHS 2 Directive MIIT Order No 32, 2016	No Restricted Materials Above Threshold
EU REACH Regulation (EC) No. 1907/2006	Current ECHA Candidate List: JUNE 2023 (235) Candidate List Declared Against: JUNE 2023 (235) Does not contain REACH SVHC
Halogen Content	BFR/CFR/PVC Free, but Br/Cl >900 ppm in other sources.
Solder Process Capability	Wave solder capable to 240°C

Product Compliance Disclaimer

This information is provided based on reasonable inquiry of our suppliers and represents our current actual knowledge based on the information they provided. This information is subject to change. The part numbers that TE has identified as EU RoHS compliant have a maximum concentration of 0.1% by weight in homogenous materials for lead, hexavalent chromium, mercury, PBB, PBDE, DBP, BBP, DEHP, DIBP, and 0.01% for cadmium, or qualify for an exemption to these limits as defined in the Annexes of Directive 2011/65/EU (RoHS2). Finished electrical and electronic equipment products will be CE marked as required by Directive 2011/65/EU. Components may not be CE marked. Additionally, the part numbers that TE has identified as EU ELV compliant have a maximum concentration of 0.1% by weight in homogenous materials for lead, hexavalent chromium, and mercury, and 0.01% for cadmium, or qualify for an exemption to these limits as defined in the Annexes of Directive 2000/53/EC (ELV). Regarding the REACH Regulation, the information TE provides on SVHC in articles for this part number is based on the latest European Chemicals Agency (ECHA) 'Guidance on requirements for substances in articles' posted at this URL: <https://echa.europa.eu/guidance-documents/guidance-on-reach>

Compatible Parts



TE Part # 2-87456-1
26 MODIV HSG COMP DR .100CL



TE Part # 1-87977-1
26 MODIV HSG DR MRKD .100 POL



TE Part # 86177-4
26 MODIV HSG COMP DR .100CL

Also in the Series | AMPMODU Headers



PCB Connector Mounting(1)




PCB Connector Shrouds(1)




PCB Headers & Receptacles(4875)



PCB Latches, Locks & Retainers(1)



Wire-to-Board Connector Assemblies & Housings(5)



Wire-to-Board Connector Contacts(65)

Customers Also Bought



TE Part #66504-9
SOCKET CONTACT, 20 DF



TE Part #DT04-6P-E005
REC, 6P, BLK, N, CAP



TE Part #DT06-2S-EP06
PLG, 2P, BLK, N, SEAL RET, CAP



TE Part #6-6609107-8
PS0SXDS6B=C1175



TE Part #HD16-3-96S
PLUG ASM



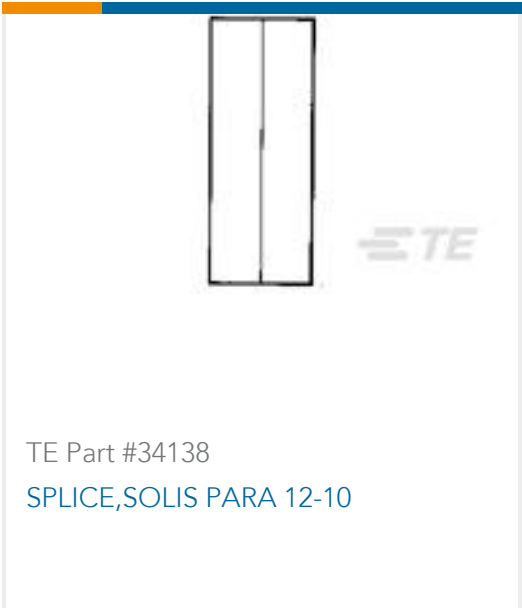
TE Part #6473418-2
SUPER SEAL 26POS CAP ASSY V AU



TE Part #9-1393792-9
V23105A5305A201



TE Part #DTM13-12PA-R008
HDR, 12P, BLK, RA EEC, NI/CU, A



Documents

Product Drawings

26 MODII HDR DRRA SHRD LF

English

CAD Files

3D PDF

English

Customer View Model

ENG_CVM_6-102570-1_H.3d_igs.zip

English

Customer View Model

ENG_CVM_6-102570-1_H.3d_stp.zip

English

Customer View Model

ENG_CVM_6-102570-1_H.2d_dxf.zip

English

By downloading the CAD file I accept and agree to the [Terms and Conditions](#) of use.

Datasheets & Catalog Pages

AMPMODU_INTERCONNECTION_SYSTEM_SECTION5

English