



AMP-LATCH | AMP-LATCH Universal Headers

TE Internal #: 5499345-4
Ribbon Cable Connectors, Board-to-Board, 20 Position, 2.54 mm [.1 in] Centerline, Right Angle, Through Hole - Solder, AMP-LATCH Universal Headers

[View on TE.com >](#)

Connectors > PCB Connectors > Wire-to-Board Connectors > FFC, FPC & Ribbon Connectors > Ribbon Cable Connectors > AMP-LATCH UNIVERSAL HEADERS



Connector System: **Board-to-Board**
Number of Positions: **20**
Centerline (Pitch): **2.54 mm [.1 in]**
PCB Mount Retention: **Without**
PCB Mount Orientation: **Right Angle**

[All AMP-LATCH UNIVERSAL HEADERS \(525\)](#)

Features

Product Type Features

Ribbon Cable Connector Header Type	Universal Ejection Pin Headers
Connector Mating Latch & Lock Type	Short
Connector Product Type	Connector Assembly
Connector System	Board-to-Board
Connector & Housing Type	Plug
Connector & Contact Terminates To	Printed Circuit Board

Configuration Features

Number of Positions	20
PCB Mount Orientation	Right Angle
Number of Rows	2

Electrical Characteristics

Insulation Resistance	5000 MΩ
-----------------------	---------



Operating Voltage	250 VAC
-------------------	---------

Body Features

Mating Retention Feature Color	Black
Mating Retention Feature Material	Thermoplastic with Glass Fill
Primary Product Color	Black
Connector Profile	Standard

Contact Features

Mating Square Post Dimension	.64 mm[.025 in]
PCB Contact Termination Area Plating Material Thickness	2.54 µm[100 µin]
Contact Type	Pin
Contact Mating Area Plating Material Thickness	.76 µm[30 µin]
Contact Mating Area Plating Material	Gold or Gold Flash over Palladium Nickel
PCB Contact Termination Area Plating Material Finish	Matte
Contact Shape & Form	Square
Contact Underplating Material	Nickel, Palladium Nickel
PCB Contact Termination Area Plating Material	Tin
Contact Base Material	Brass
Contact Current Rating (Max)	1 A

Termination Features

Round Termination Post & Tail Diameter	.64 mm[.025 in]
Termination Post & Tail Length	2.79 mm[.11 in]
Termination Method to Printed Circuit Board	Through Hole - Solder

Mechanical Attachment

Mating Alignment	With
Contact Retention Type Within Housing	Press-Fit
PCB Mount Alignment	Without
Panel Mount Feature	Without
Panel Mount Feature Type	Mounting Ears
PCB Mount Retention	Without
Mating Alignment Type	Center & Dual
Mating Retention	With
Mating Retention Type	Ejection Latch



Connector Mounting Type	Board Mount
Housing Features	
Housing Material	Glass Filled Nylon/Polyester
Centerline (Pitch)	2.54 mm[.1 in]
Dimensions	
Shrouded End Dimension	3.81 mm[.15 in]
Connector Length	44.7 mm[1.76 in]
Connector Height	13.94 mm[.548 in]
PCB Thickness (Recommended)	1.57 mm[.062 in]
Row-to-Row Spacing	2.54 mm[.1 in]
Usage Conditions	
Housing Temperature Rating	Standard
Operating Temperature Range	-65 – 105 °C[-85 – 221 °F]
Operation/Application	
Circuit Application	Signal
Industry Standards	
UL Flammability Rating	UL 94V-0
Packaging Features	
Packaging Quantity	24
Packaging Method	Tray
Other	
Wire-to-Board Connector Comment	For Use With Receptacles Without Strain Relief

Product Compliance

For compliance documentation, visit the product page on [TE.com](#)>

EU RoHS Directive 2011/65/EU	Compliant
EU ELV Directive 2000/53/EC	Compliant
China RoHS 2 Directive MIIT Order No 32, 2016	No Restricted Materials Above Threshold
EU REACH Regulation (EC) No. 1907/2006	Current ECHA Candidate List: JUNE 2023 (235) Candidate List Declared Against: JUNE 2023 (235) Does not contain REACH SVHC




Halogen Content	Not Low Halogen - contains Br or Cl > 900 ppm.
Solder Process Capability	Wave solder capable to 265°C

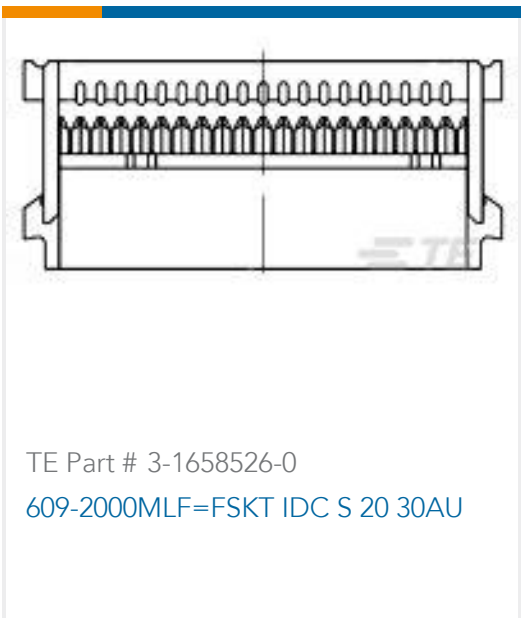
Product Compliance Disclaimer

This information is provided based on reasonable inquiry of our suppliers and represents our current actual knowledge based on the information they provided. This information is subject to change. The part numbers that TE has identified as EU RoHS compliant have a maximum concentration of 0.1% by weight in homogenous materials for lead, hexavalent chromium, mercury, PBB, PBDE, DBP, BBP, DEHP, DIBP, and 0.01% for cadmium, or qualify for an exemption to these limits as defined in the Annexes of Directive 2011/65/EU (RoHS2). Finished electrical and electronic equipment products will be CE marked as required by Directive 2011/65/EU. Components may not be CE marked. Additionally, the part numbers that TE has identified as EU ELV compliant have a maximum concentration of 0.1% by weight in homogenous materials for lead, hexavalent chromium, and mercury, and 0.01% for cadmium, or qualify for an exemption to these limits as defined in the Annexes of Directive 2000/53/EC (ELV). Regarding the REACH Regulation, the information TE provides on SVHC in articles for this part number is based on the latest European Chemicals Agency (ECHA) 'Guidance on requirements for substances in articles' posted at this URL: <https://echa.europa.eu/guidance-documents/guidance-on-reach>

Compatible Parts




TE Part # 1-1658526-2
609-2030LF FEM SOCKET, LEAD FREE




TE Part # 3-1658526-0
609-2000MLF=FSKT IDC S 20 30AU

Also in the Series | AMP-LATCH Universal Headers

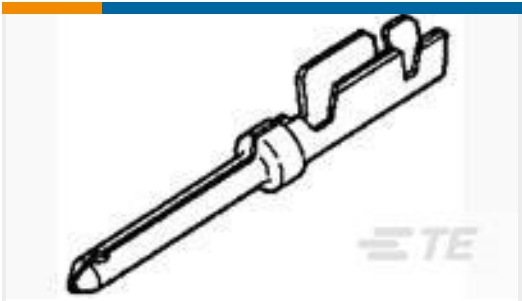


Ribbon Cable Connectors(525)



Ribbon Connector Accessories(13)


Customers Also Bought



TE Part #1658670-4
PIN CONTACT, 22 DF, LP, 22-28 AWG




TE Part #5-1618239-0
K41C334=RELAY, VACUUM, SPDT



TE Part #1761606-5
IDC LOW PRO HDR 14P VERT LG LA



TE Part #5103309-2
A/L LOW PRO HDR 14P VERT BLACK



TE Part #826632-7
7P AMPMODU II PIN HDR.



TE Part #5103309-1
A/L LOW PRO HDR 10P VERT BLACK



TE Part #61365-1
250 FASTON TAB TPBR



TE Part #2-1393236-4
V23092-A1024-A301



TE Part #1-829261-6
HD FEMALE SCREWLOCK

Documents

Product Drawings

A/L UNIV HDR 20P RA SHT LAT

English

CAD Files

3D PDF

3D

Customer View Model

ENG_CVM_CVM_5499345-4_C.2d_dxf.zip

English

Customer View Model

ENG_CVM_CVM_5499345-4_C.3d_igs.zip

English

Customer View Model

ENG_CVM_CVM_5499345-4_C.3d_stp.zip

English

By downloading the CAD file I accept and agree to the Terms and Conditions of use.

Product Specifications



Product Specification

English

Product Environmental Compliance

Product Compliance

English

Product Compliance

English

Agency Approvals

Agency Approval Document

English