

Power Triple Lock

TE Internal #: 1-1971874-7

TE Internal Description: PTL 3X5 CAP FREE HANG STD TEMP KEY

A NAT

[View on TE.com >](#)



Connectors > Power Connectors > Rectangular Power > Rectangular Power Connectors



Rectangular Power Connector Type: **Housing**

Connector & Housing Type: **Cap**

Connector System: **Wire-to-Wire**

Number of Positions: **15**

Centerline (Pitch): **6 mm [.236 in]**

Features

Product Type Features

Rectangular Power Connector Type	Housing
Connector & Housing Type	Cap
Connector System	Wire-to-Wire
Sealable	No
Connector & Contact Terminates To	Wire & Cable

Configuration Features

Number of Positions	15
Number of Power Positions	15
Number of Rows	3

Electrical Characteristics

Operating Voltage	600 VDC
-------------------	---------

Body Features

Cable Exit Angle	180°
Connector & Keying Code	A



Contact Features

Contact Layout	Matrix
Contact Retention Within Housing	Without
Contact Type	Tab

Termination Features

Termination Method to Wire & Cable	Crimp
------------------------------------	-------

Mechanical Attachment

Panel Mount Feature	Without
Connector Mounting Type	Cable Mount (Free-Hanging)

Housing Features

Centerline (Pitch)	6 mm[.236 in]
Housing Color	Natural
Housing Material	PBT GF

Dimensions

Connector Height	31.15 mm
Row-to-Row Spacing	8.1 mm[.319 in]

Usage Conditions

Operating Temperature Range	-55 – 105 °C[-67 – 221 °F]
-----------------------------	----------------------------

Operation/Application

Circuit Application	Power
---------------------	-------

Identification Marking

Circuit Identification Feature	With
--------------------------------	------

Industry Standards

UL Rating	Recognized
Agency/Standard	UL
Approved Standards	UL E28476
UL Flammability Rating	UL 94V-0
Glow Wire Rating	Standard Part - Not Glow Wire

Packaging Features

Packaging Method	Carton
------------------	--------



Product Compliance


For compliance documentation, visit the product page on TE.com>

EU RoHS Directive 2011/65/EU	Compliant
EU ELV Directive 2000/53/EC	Compliant
China RoHS 2 Directive MIIT Order No 32, 2016	No Restricted Materials Above Threshold
EU REACH Regulation (EC) No. 1907/2006	Current ECHA Candidate List: JUNE 2023 (235) Candidate List Declared Against: JUL 2017 (174) SVHC > Threshold: Not Yet Reviewed
Halogen Content	Not Low Halogen - contains Br or Cl > 900 ppm.
Solder Process Capability	Not reviewed for solder process capability


Product Compliance Disclaimer

This information is provided based on reasonable inquiry of our suppliers and represents our current actual knowledge based on the information they provided. This information is subject to change. The part numbers that TE has identified as EU RoHS compliant have a maximum concentration of 0.1% by weight in homogenous materials for lead, hexavalent chromium, mercury, PBB, PBDE, DBP, BBP, DEHP, DIBP, and 0.01% for cadmium, or qualify for an exemption to these limits as defined in the Annexes of Directive 2011/65/EU (RoHS2). Finished electrical and electronic equipment products will be CE marked as required by Directive 2011/65/EU. Components may not be CE marked. Additionally, the part numbers that TE has identified as EU ELV compliant have a maximum concentration of 0.1% by weight in homogenous materials for lead, hexavalent chromium, and mercury, and 0.01% for cadmium, or qualify for an exemption to these limits as defined in the Annexes of Directive 2000/53/EC (ELV). Regarding the REACH Regulations, TE’s information on SVHC in articles for this part number is still based on the European Chemical Agency (ECHA) ‘Guidance on requirements for substances in articles’(Version: 2, April 2011), applying the 0.1% weight on weight concentration threshold at the finished product level. TE is aware of the European Court of Justice ruling of September 10th, 2015 also known as O5A (Once An Article Always An Article) stating that, in case of ‘complex object’, the threshold for a SVHC must be applied to both the product as a whole and simultaneously to each of the articles forming part of its composition. TE has evaluated this ruling based on the new ECHA “Guidance on requirements for substances in articles” (June 2017, version 4.0) and will be updating its statements accordingly.


Also in the Series | Power Triple Lock




Insertion & Extraction Tools(1)



Power Contacts(30)



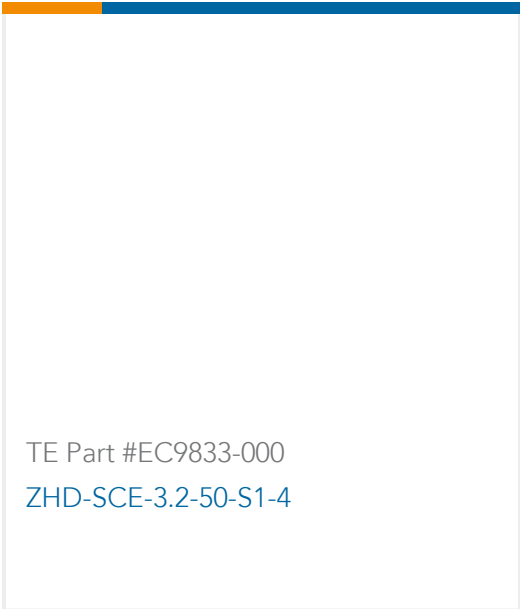
Rectangular Connector Locking(12)




Rectangular Power Connectors(300)

Customers Also Bought







TE Part #EC9833-000
ZHD-SCE-3.2-50-S1-4




TE Part #55992-1
TERMINAL,AMPOWER R 2/0 5/16




TE Part #1-1415543-5
RTE44110




TE Part #ASA158F12390235000
623 PLUG




TE Part #ZPF000000000205378
CONTACT MALE ANG.90, CAL20,
120MM2 - FXP



TE Part #ZPF000000000205388
CONTACT FEMALE CAL.20, M12 - FXP



TE Part #ZPF000000000205373
PLUG MALE ANG.90 CAL.20 - FXP



TE Part #YZ-KC-212751A-PY00
TOOL DISMOUNTING - FXP2

Documents

CAD Files

3D PDF

3D

Customer View Model

ENG_CVM_CVM_1-1971874-7_E.2d_dxf.zip

English

Customer View Model

ENG_CVM_CVM_1-1971874-7_E.3d_igs.zip

English

Customer View Model

ENG_CVM_CVM_1-1971874-7_E.3d_stp.zip

English

By downloading the CAD file I accept and agree to the [Terms and Conditions](#) of use.

Datasheets & Catalog Pages

1-1773734-9 TE Power Triple Lock Quick Reference Guide - German

German

9-1773465-1Power Triple Lock QRG

English

Product Specifications

Application Specification

English