



Connectors > Rectangular Connectors > Connector Contacts



Contact Type: **Pin**
Contact Mating Area Plating Material: **Gold**
Wire Contact Termination Area Plating Material: **Gold**
Contact Size: **Size 16**
Wire Size: **20 – 16 AWG**

Features

Contact Features

| | |
|--|---------|
| Contact Type | Pin |
| Contact Mating Area Plating Material | Gold |
| Wire Contact Termination Area Plating Material | Gold |
| Contact Size | Size 16 |
| Contact Current Rating (Max) | 13 A |

Termination Features

| | |
|------------------------------------|-------|
| Termination Method to Wire & Cable | Crimp |
|------------------------------------|-------|

Dimensions

| | |
|-----------|--------------|
| Wire Size | .5 – 1.5 mm² |
|-----------|--------------|

Product Compliance

[For compliance documentation, visit the product page on TE.com>](#)

| | |
|---|---|
| EU RoHS Directive 2011/65/EU | Compliant with Exemptions |
| EU ELV Directive 2000/53/EC | Compliant with Exemptions |
| China RoHS 2 Directive MIIT Order No 32, 2016 | Restricted Materials Above Threshold |
| EU REACH Regulation (EC) No. 1907/2006 | Current ECHA Candidate List: JUNE 2023 (235) Candidate List Declared Against: JAN 2023 (233) |



SVHC > Threshold:
Pb (1.2% in Contact Lead-Copper Alloy)


Article Safe Usage Statements:
Do not eat, drink or smoke when using this product. Wash thoroughly after handling. Recycle if possible and dispose of the article by following all applicable governmental regulations relevant to your geographic location.

| | |
|---------------------------|---|
| Halogen Content | Low Halogen - Br, Cl, F, I < 900 ppm per homogenous material. Also BFR/CFR/PVC Free |
| Solder Process Capability | Not reviewed for solder process capability |


Product Compliance Disclaimer

This information is provided based on reasonable inquiry of our suppliers and represents our current actual knowledge based on the information they provided. This information is subject to change. The part numbers that TE has identified as EU RoHS compliant have a maximum concentration of 0.1% by weight in homogenous materials for lead, hexavalent chromium, mercury, PBB, PBDE, DBP, BBP, DEHP, DIBP, and 0.01% for cadmium, or qualify for an exemption to these limits as defined in the Annexes of Directive 2011/65/EU (RoHS2). Finished electrical and electronic equipment products will be CE marked as required by Directive 2011/65/EU. Components may not be CE marked. Additionally, the part numbers that TE has identified as EU ELV compliant have a maximum concentration of 0.1% by weight in homogenous materials for lead, hexavalent chromium, and mercury, and 0.01% for cadmium, or qualify for an exemption to these limits as defined in the Annexes of Directive 2000/53/EC (ELV). Regarding the REACH Regulation, the information TE provides on SVHC in articles for this part number is based on the latest European Chemicals Agency (ECHA) ‘Guidance on requirements for substances in articles’ posted at this URL: <https://echa.europa.eu/guidance-documents/guidance-on-reach>

Compatible Parts




TE Part # 0662-212-1631L
CONT SOC ASSY




TE Part # 0662-207-1631L
CONT SOC ASSY

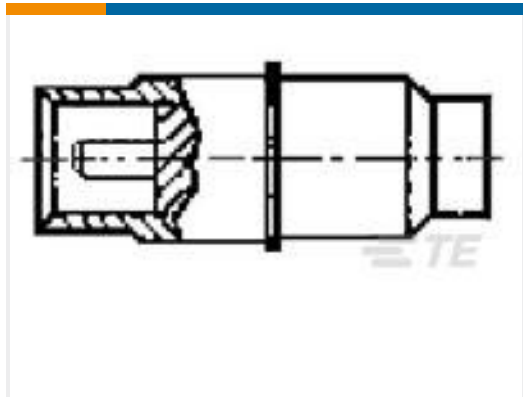
Customers Also Bought




TE Part #0641-1-2031L
CONT PIN



TE Part #0662-207-1282
CONT SOC ASSY



TE Part #939462-000
D-602-1110



TE Part #ZPF00000000019927
FDBA 57-14-19 SN-K 090 A499



TE Part #4-1393247-0
[W31-X2M1G-4=W23/W31](#)

TE Part #YA81516F24155P1VA1
[PLUG ASSY](#)

TE Part #535719-000
[7528F5614-9CS1653](#)

TE Part #363271-000
[7528F8614-9CS1653](#)

TE Part #BTJ722E01C-7067
[BULK MODULE 100 PCS](#)

Documents

CAD Files

3D PDF

3D

Customer View Model

[ENG_CVM_CVM_0660-206-1631L_99.2d_dxf.zip](#)

English

Customer View Model

[ENG_CVM_CVM_0660-206-1631L_99.3d_igs.zip](#)

English

Customer View Model

[ENG_CVM_CVM_0660-206-1631L_99.3d_stp.zip](#)

English

By downloading the CAD file I accept and agree to the [Terms and Conditions](#) of use.