



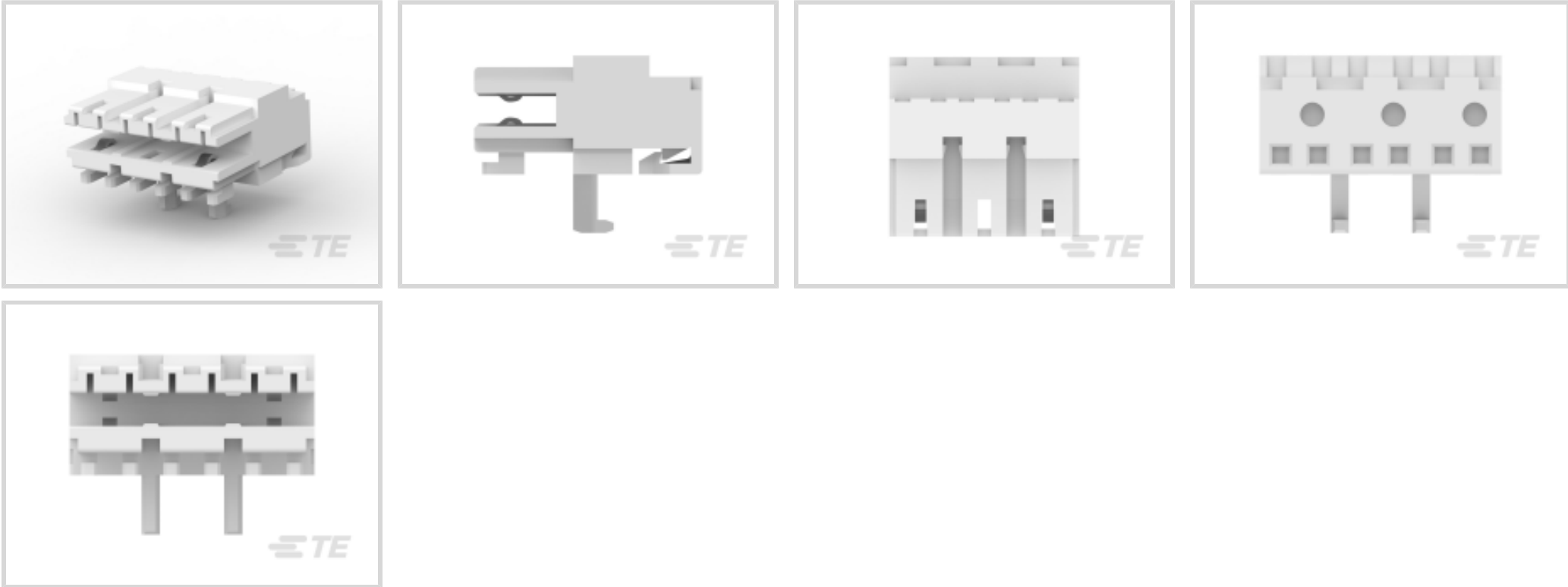
RAST

TE Internal #: 4-1534415-3

Standard Edge Connectors, Wire-to-Board, 3 Position, .197 in [5 mm] Centerline, Insulation Displacement (IDC), 1 Row, Natural, PA 6

[View on TE.com >](#)

Connectors > PCB Connectors > Card Edge Connectors > Standard Edge Connectors



Connector System: **Wire-to-Board**

Number of Positions: **3**

Centerline (Pitch): **5 mm [ .197 in ]**

Termination Method to Wire & Cable: **Insulation Displacement (IDC)**

Number of Rows: **1**

Features

Product Type Features

Connector System	Wire-to-Board
Connector & Housing Type	Receptacle
Connector & Contact Terminates To	Printed Circuit Board

Configuration Features

Card Entry Style	Side
Number of Insulation Displacement Slots	3
Compatible With Wire & Cable Type	Discrete Wire
Number of Positions	3
Number of Rows	1
Connector Contact Load Condition	Selectively Loaded
PCB Mount Orientation	Right Angle

Electrical Characteristics

Operating Voltage	250 VAC
-------------------	---------

Body Features

--	--



Primary Product Color	Natural
-----------------------	---------

Contact Features

Contact Retention Within Housing	With
Contact Type	Socket
Contact Mating Area Plating Material Thickness	3 – 6 µm[196.849 – 787.399 µin]
Contact Mating Area Plating Material	Tin
PCB Contact Termination Area Plating Material	Tin
Contact Base Material	Copper Nickel Silicon
Contact Current Rating (Max)	6 A

Termination Features

Termination Method to Wire & Cable	Insulation Displacement (IDC)
------------------------------------	-------------------------------

Mechanical Attachment

Mating Alignment Type	Keyed
Mating Retention	With
Mating Alignment	With
Contact Retention Type Within Housing	Locking Lance
PCB Mount Alignment	With
PCB Mount Retention	Without
Connector Mounting Type	Cable Mount (Free-Hanging)

Housing Features

Housing Entry Configuration	One End Open
Centerline (Pitch)	5 mm[.197 in]
Housing Material	PA 6

Dimensions

Connector Height	7.3 mm[.287 in]
PCB Thickness (Recommended)	1.5 mm[.059 in]
Compatible Insulation Diameter Range	1.2 – 2.4 mm
Wire Size	.35 – .5 mm²

Usage Conditions

Operating Temperature Range	-40 – 110 °C[-40 – 230 °F]
-----------------------------	----------------------------

Operation/Application

Circuit Application	Power
---------------------	-------



Industry Standards

Agency/Standard	UL
UL Flammability Rating	UL 94V-2

Packaging Features

Packaging Quantity	10472
Packaging Method	Tray

Product Compliance

For compliance documentation, visit the product page on [TE.com](#)>

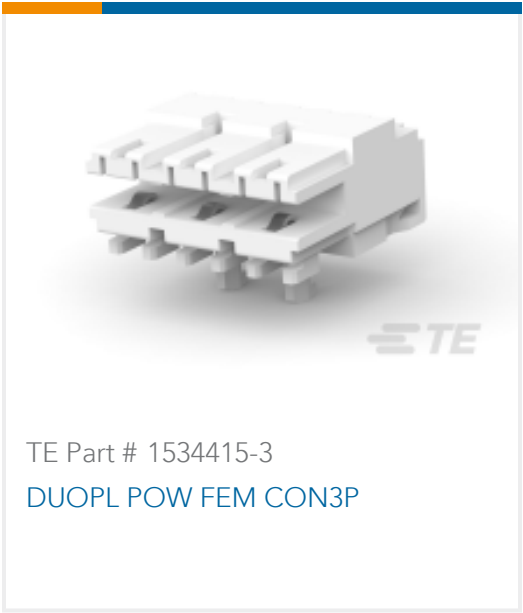
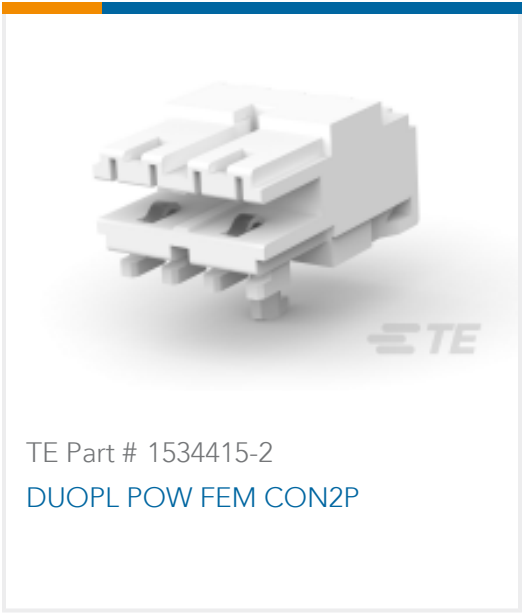
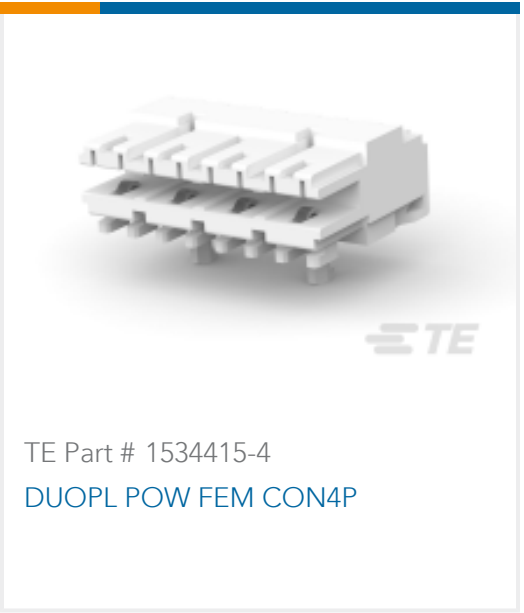

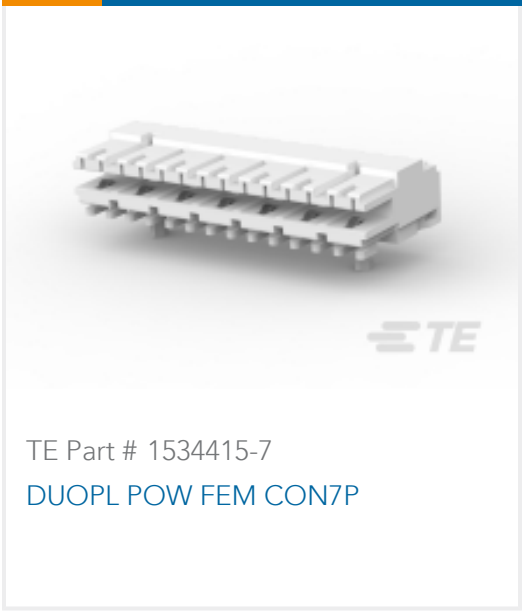
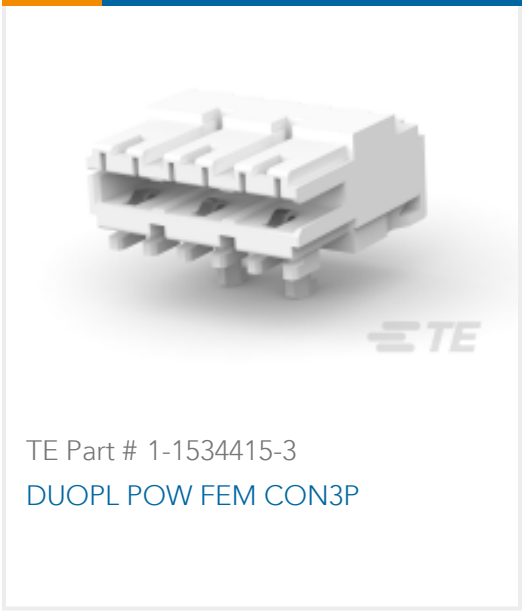
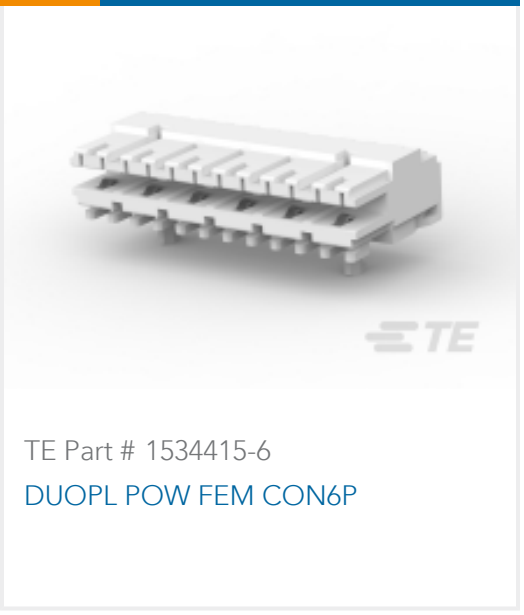



EU RoHS Directive 2011/65/EU	Compliant
EU ELV Directive 2000/53/EC	Compliant
China RoHS 2 Directive MIIT Order No 32, 2016	No Restricted Materials Above Threshold
EU REACH Regulation (EC) No. 1907/2006	Current ECHA Candidate List: JUNE 2023 (235) Candidate List Declared Against: JUNE 2023 (235) Does not contain REACH SVHC
Halogen Content	Not Low Halogen - contains Br or Cl > 900 ppm.
Solder Process Capability	Not applicable for solder process capability

Product Compliance Disclaimer








This information is provided based on reasonable inquiry of our suppliers and represents our current actual knowledge based on the information they provided. This information is subject to change. The part numbers that TE has identified as EU RoHS compliant have a maximum concentration of 0.1% by weight in homogenous materials for lead, hexavalent chromium, mercury, PBB, PBDE, DBP, BBP, DEHP, DIBP, and 0.01% for cadmium, or qualify for an exemption to these limits as defined in the Annexes of Directive 2011/65/EU (RoHS2). Finished electrical and electronic equipment products will be CE marked as required by Directive 2011/65/EU. Components may not be CE marked. Additionally, the part numbers that TE has identified as EU ELV compliant have a maximum concentration of 0.1% by weight in homogenous materials for lead, hexavalent chromium, and mercury, and 0.01% for cadmium, or qualify for an exemption to these limits as defined in the Annexes of Directive 2000/53/EC (ELV). Regarding the REACH Regulation, the information TE provides on SVHC in articles for this part number is based on the latest European Chemicals Agency (ECHA) 'Guidance on requirements for substances in articles' posted at this URL: <https://echa.europa.eu/guidance-documents/guidance-on-reach>

Compatible Parts



 <p>TE Part # 1534415-3 DUOPL POW FEM CON3P</p>	 <p>TE Part # 1534415-2 DUOPL POW FEM CON2P</p>	 <p>TE Part # 1534415-4 DUOPL POW FEM CON4P</p>	 <p>TE Part # 1534415-5 DUOPL POW FEM CON5P</p>
 <p>TE Part # 1534415-7 DUOPL POW FEM CON7P</p>	 <p>TE Part # 1-1534415-3 DUOPL POW FEM CON3P</p>	 <p>TE Part # 1534415-6 DUOPL POW FEM CON6P</p>	 <p>TE Part # 1534415-8 DUOPL POW FEM CON8P</p>
 <p>TE Part # 1-1534415-2 DUOPL POW FEM CON2P</p>	 <p>TE Part # 2-1534415-3 DUOPL POW FEM CON3P</p>		

Customers Also Bought

 <p>TE Part #T4112001081-000 M12 Field Installable Unshielded</p>	 <p>TE Part #T4130012041-000 M12 Panel Mount Solder Cups</p>	 <p>TE Part #7-2176070-5 3521 12K 1% 2W</p>	 <p>TE Part #1445022-5 MICRO MNL RFCEPT HSG SINGLE R</p>
 <p>TE Part #1393240-4 RT314524</p>	 <p>TE Part #3-520117-2 ULTRAFAST 250 ASSY REC 16-14 TPBR LP</p>	 <p>TE Part #2199230-4 M.2 0.5PITCH 4.2H KEY E 15U" AU"</p>	

Documents



Product Drawings

DUOPL POW FEM CON 3P

English

CAD Files

3D PDF

3D

Customer View Model

ENG\_CVM\_CVM\_4-1534415-3\_D.2d\_dxf.zip

English

Customer View Model

ENG\_CVM\_CVM\_4-1534415-3\_D.3d\_igs.zip

English

Customer View Model

ENG\_CVM\_CVM\_4-1534415-3\_D.3d\_stp.zip

English

By downloading the CAD file I accept and agree to the [Terms and Conditions](#) of use.

Datasheets & Catalog Pages

1654742\_HOUSEHOLD\_APPLIANCES\_RAST2.5

English

Product Specifications

Application Specification

English

Product Environmental Compliance

MD\_4-1534415-3\_0320201875\_dmtec

English

MD\_4-1534415-3\_0320201875\_dmtec

English