



Connectors > PCB Connectors > Wire-to-Board Connectors > FFC, FPC & Ribbon Connectors > Ribbon Cable Connectors > Male-on-Board Connector, Micro-MaTch



Connector System: **Board-to-Board**

Number of Positions: **14**

Centerline (Pitch): **1.27 mm [.05 in]**

PCB Mount Retention: **Without**

PCB Mount Orientation: **Vertical**

[All Male-on-Board Connector, Micro-MaTch \(36\)](#)

Features

Product Type Features

Ribbon Cable Connector Header Type	Shrouded
Connector Product Type	Connector Assembly
Connector System	Board-to-Board
Connector & Housing Type	Plug
Connector & Contact Terminates To	Printed Circuit Board

Configuration Features

Number of Positions	14
PCB Mount Orientation	Vertical
Number of Rows	2

Electrical Characteristics

Insulation Resistance	1000 MΩ
Operating Voltage	100 VAC

Body Features

Daisy Chain	Without
Primary Product Color	Red
Connector Profile	Standard



Contact Features

PCB Contact Termination Area Plating Material Thickness	3 – 5 µm[118.11 – 196.85 µin]
Mating Tab Width	.7 mm[.028 in]
Mating Tab Thickness	.4 mm[.016 in]
Contact Type	Pin
Contact Mating Area Plating Material Thickness	3 – 5 µm[118.11 – 196.85 µin]
Contact Mating Area Plating Material	Tin
PCB Contact Termination Area Plating Material Finish	Matte
Contact Underplating Material	Nickel
PCB Contact Termination Area Plating Material	Tin
Contact Base Material	Copper Alloy
Contact Current Rating (Max)	1 A

Termination Features

Rectangular Termination Post & Tail Thickness	.4 mm[.016 in]
Square Termination Post & Tail Dimension	.4 mm[.016 in]
Rectangular Termination Post & Tail Width	.5 mm[.02 in]
Termination Method to Printed Circuit Board	Surface Mount

Mechanical Attachment

Mating Alignment	With
Contact Retention Type Within Housing	Press-Fit
PCB Mount Alignment	Without
PCB Mount Retention	Without
Mating Alignment Type	Polarization
Mating Retention	With
Mating Retention Type	Contact Friction
Connector Mounting Type	Board Mount

Housing Features

Mating Entry Location	Top
Housing Material	PA 4.6
Centerline (Pitch)	1.27 mm[.05 in]

Dimensions

Connector Length	21 mm[.826 in]
------------------	----------------



Connector Height	4.6 mm[.18 in]
PCB Thickness (Recommended)	1.6 mm[.062 in]
Row-to-Row Spacing	2 mm[.059 in]

Usage Conditions

Operating Temperature Range	-40 – 105 °C[-40 – 221 °F]
-----------------------------	----------------------------

Operation/Application

Solder Process Feature	Board Standoff
Assembly Process Feature	Vacuum Tape
Circuit Application	Signal

Industry Standards

UL Rating	Recognized
Agency/Standard	UL
Approved Standards	UL E28476
UL Flammability Rating	UL 94V-0

Packaging Features

Packaging Quantity	2500
Packaging Method	Reel

Product Compliance

For compliance documentation, visit the product page on TE.com>

EU RoHS Directive 2011/65/EU	Compliant
EU ELV Directive 2000/53/EC	Compliant
China RoHS 2 Directive MIIT Order No 32, 2016	No Restricted Materials Above Threshold
EU REACH Regulation (EC) No. 1907/2006	Current ECHA Candidate List: JUNE 2023 (235) Candidate List Declared Against: JUNE 2023 (235) Does not contain REACH SVHC
Halogen Content	Not Low Halogen - contains Br or Cl > 900 ppm.
Solder Process Capability	Reflow solder capable to 260°C

Product Compliance Disclaimer

This information is provided based on reasonable inquiry of our suppliers and represents our current actual knowledge based on the information they provided. This information is subject to change. The part numbers that TE has identified as EU RoHS compliant have a maximum concentration of 0.1% by weight in homogenous materials for lead, hexavalent



chromium, mercury, PBB, PBDE, DBP, BBP, DEHP, DIBP, and 0.01% for cadmium, or qualify for an exemption to these limits as defined in the Annexes of Directive 2011/65/EU (RoHS2). Finished electrical and electronic equipment products will be CE marked as required by Directive 2011/65/EU. Components may not be CE marked. Additionally, the part numbers that TE has identified as EU ELV compliant have a maximum concentration of 0.1% by weight in homogenous materials for lead, hexavalent chromium, and mercury, and 0.01% for cadmium, or qualify for an exemption to these limits as defined in the Annexes of Directive 2000/53/EC (ELV). Regarding the REACH Regulation, the information TE provides on SVHC in articles for this part number is based on the latest European Chemicals Agency (ECHA) 'Guidance on requirements for substances in articles' posted at this URL: <https://echa.europa.eu/guidance-documents/guidance-on-reach>

Compatible Parts



TE Part # CAT-M5833-F3492A
Female-on-Board Connector, Top Entry



TE Part # 8-215460-4
MICR-MATCH FSID P




TE Part # 1-338070-4
MICRO-MATCH FEM.SE




TE Part # 8-188431-4
M-MATCH FEM. BOTTOM ENTRY SMD INB.CONN.



TE Part # 1-215460-4
MICRO-MATCH FEM.SE



TE Part # 1-100400-4
MICRO-MATCH FSID NP




TE Part # 8-100400-4
MICRO-MATCH FSID NP

Also in the Series | Micro-MaTch Industrial



Board-In Connectors(20)



Insertion & Extraction Tools(1)




PCB Headers & Receptacles(1)



Pluggable I/O Cable Assemblies(52)




Ribbon Cable Connectors(185)




Wire-to-Board Connector Contacts(4)




Customers Also Bought




TE Part #HPP845E031R4
I.C 21D RH/T B400




TE Part #8-188275-6
MICRO-MATCH SMD FTE




TE Part #NB-PTCO-168
Pt1000, 2.0x5.0, Class A, PTFD102A1G0




TE Part #2-520183-2
ULTRA-FAST 250 ASY REC 22-18 TPBR




TE Part #2118651-6
RF CA,UMCC GEN1-GEN1,1.13MM,
L90MM,GREY



TE Part #1-2176339-5
CRGCQ 0603 150R 1%



TE Part #206429-1
CPC PLUG ASSY, 11-4, REV SEX



TE Part #223969-1
UNV PWR MDL, GUIDE PIN LOCT PL

Documents

Product Drawings
MICROM. MOB SMD CON
English

CAD Files
3D PDF
3D
Customer View Model
ENG_CVM_CVM_8-338728-4_H.2d_dxf.zip
English
Customer View Model
ENG_CVM_CVM_8-338728-4_H.3d_igs.zip
English
Customer View Model
ENG_CVM_CVM_8-338728-4_H.3d_stp.zip
English

By downloading the CAD file I accept and agree to the Terms and Conditions of use.

Datasheets & Catalog Pages
Micro-MaTch Catalog
English
Centerline Micro-Match Connector Series
English

Product Specifications
Application Specification



English

Product Environmental Compliance

Product Compliance

English

Product Compliance

English