



Connectors > PCB Connectors > PCB Headers & Receptacles



Connector System: **Wire-to-Board**  
Number of Positions: **6**  
Number of Rows: **1**  
Centerline (Pitch): **5 mm [.197 in]**  
PCB Mount Orientation: **Vertical**

Features

Product Type Features

Connector System	Wire-to-Board
Header Type	Fully Shrouded
Sealable	No
Connector & Contact Terminates To	Printed Circuit Board
PCB Connector Assembly Type	PCB Mount Header

Configuration Features

Number of Columns	6
Number of Positions	6
Number of Rows	1
PCB Mount Orientation	Vertical

Electrical Characteristics

Operating Voltage	250 VAC
-------------------	---------

Body Features

Primary Product Color	Natural
-----------------------	---------



Contact Features

PCB Contact Termination Area Plating Material Thickness	2 µm[78.74 µin]
Contact Layout	Inline
Mating Tab Width	6.3 mm[.248 in]
Mating Tab Thickness	.8 mm[.032 in]
Contact Underplating Material Thickness	1.27 µm[50 µin]
Contact Mating Area Plating Material Thickness	2 µm[78.74 µin]
PCB Contact Termination Area Plating Material Finish	Matte
Contact Shape & Form	Rectangular
Contact Mating Area Plating Material Finish	Matte
Contact Underplating Material	Nickel
PCB Contact Termination Area Plating Material	Tin
Contact Base Material	Copper Alloy
Contact Mating Area Plating Material	Tin
Contact Type	Tab
Contact Current Rating (Max)	16 A

Termination Features

Square Termination Post & Tail Dimension	.8 mm[.032 in]
Termination Post & Tail Length	3.5 mm[.13 in]
Termination Method to Printed Circuit Board	Through Hole - Solder

Mechanical Attachment

PCB Mount Alignment Type	Polarizing Pegs
Mating Alignment Type	Polarization
Mating Retention	With
Mating Retention Type	Latch
Connector Mounting Type	Board Mount
Mating Alignment	With
PCB Mount Alignment	With
PCB Mount Retention	Without

Housing Features

Housing Material	Nylon
Centerline (Pitch)	5 mm[.197 in]



Dimensions

Connector Length	32.3 mm[1.27 in]
Connector Height	12.8 mm[.5 in]
Connector Width	14.9 mm[.58 in]

Usage Conditions

Operating Temperature Range	-40 – 120 °C[-40 – 248 °F]
-----------------------------	----------------------------

Operation/Application

Circuit Application	Power
---------------------	-------

Industry Standards

Agency/Standard	UL, VDE
Approved Standards	UL E28476
UL Flammability Rating	UL 94V-0

Packaging Features

Packaging Quantity	54
Packaging Type	Box, Tube

Product Compliance

For compliance documentation, visit the product page on [TE.com](#)>

EU RoHS Directive 2011/65/EU	Compliant
EU ELV Directive 2000/53/EC	Out of Scope
China RoHS 2 Directive MIIT Order No 32, 2016	No Restricted Materials Above Threshold
EU REACH Regulation (EC) No. 1907/2006	Current ECHA Candidate List: JUNE 2023 (235) Candidate List Declared Against: JUL 2021 (219) Does not contain REACH SVHC
Halogen Content	Not Low Halogen - contains Br or Cl > 900 ppm.
Solder Process Capability	Not reviewed for solder process capability











Product Compliance Disclaimer

This information is provided based on reasonable inquiry of our suppliers and represents our current actual knowledge based on the information they provided. This information is subject to change. The part numbers that TE has identified as EU RoHS compliant have a maximum concentration of 0.1% by weight in homogenous materials for lead, hexavalent chromium, mercury, PBB, PBDE, DBP, BBP, DEHP, DIBP, and 0.01% for cadmium, or qualify for an exemption to these limits as defined in the Annexes of Directive 2011/65/EU (RoHS2). Finished electrical and electronic equipment products will be CE marked as required by Directive 2011/65/EU. Components may not be CE marked. Additionally, the part numbers that TE has identified as EU ELV compliant have a maximum concentration of 0.1% by weight in homogenous







materials for lead, hexavalent chromium, and mercury, and 0.01% for cadmium, or qualify for an exemption to these limits as defined in the Annexes of Directive 2000/53/EC (ELV). Regarding the REACH Regulation, the information TE provides on SVHC in articles for this part number is based on the latest European Chemicals Agency (ECHA) 'Guidance on requirements for substances in articles' posted at this URL: <https://echa.europa.eu/guidance-documents/guidance-on-reach>

Compatible Parts

 <p>TE Part # 2-1971845-6 6P, RAST 5 Tab Header, THV</p>	 <p>TE Part # 1-1971845-6 6P, RAST 5 Tab Header, THV</p>	 <p>TE Part # 1-1971895-6 6P, RAST 5 Tab Header, THV</p>	 <p>TE Part # 1-2232043-6 6P, RAST 5 Tab Header, THV</p>
 <p>TE Part # 3-1971845-6 6P, RAST 5 Tab Header, THV</p>	 <p>TE Part # 4-1971845-6 6P, RAST 5 Tab Header, THV</p>	 <p>TE Part # 5-1971845-6 6P, RAST 5 Tab Header, THV</p>	 <p>TE Part # 6-1971845-6 6P, RAST 5 Tab Header, THV</p>
 <p>TE Part # 7-1971845-6 6P, RAST 5 Tab Header, THV</p>	 <p>TE Part # 8-1971845-6 6P, RAST 5 Tab Header, THV</p>		

Also in the Series | RAST 5 IDC Connectors


 <p>Automotive Terminals(8)</p>	 <p>Connector Contacts(12)</p>	 <p>Crimp Terminal Housings(41)</p>	 <p>Insertion &amp; Extraction Tools(1)</p>
--	--	--	--



PCB Headers & Receptacles(417)



Rectangular Connector Housings(1)



Standard Edge Connectors(34)



Standard Rectangular Connectors(68)



Wire-to-Board Connector Assemblies & Housings(214)



Wire-to-Board Connector Contacts(2)

## Customers Also Bought



TE Part #2-1825910-7  
FSM14JH=6MM TACT SWITCH, HIGH TEMP

## Documents

Product Drawings  
6P, RAST 5 Tab Header, THV  
English

CAD Files  
3D PDF  
3D

Customer View Model  
ENG\_CVM\_CVM\_9-1971845-6\_B\_c-9-1971845-6-b.2d\_dxf.zip  
English

Customer View Model  
ENG\_CVM\_CVM\_9-1971845-6\_B\_c-9-1971845-6-b.3d\_igs.zip  
English

Customer View Model  
ENG\_CVM\_CVM\_9-1971845-6\_B\_c-9-1971845-6-b.3d\_stp.zip  
English

By downloading the CAD file I accept and agree to the Terms and Conditions of use.



---

Datasheets & Catalog Pages

7-1773465-5 RAST5.0 Flyer

English

---

Product Specifications

Product Specification

English

---

Agency Approvals

VDE Certificate

English