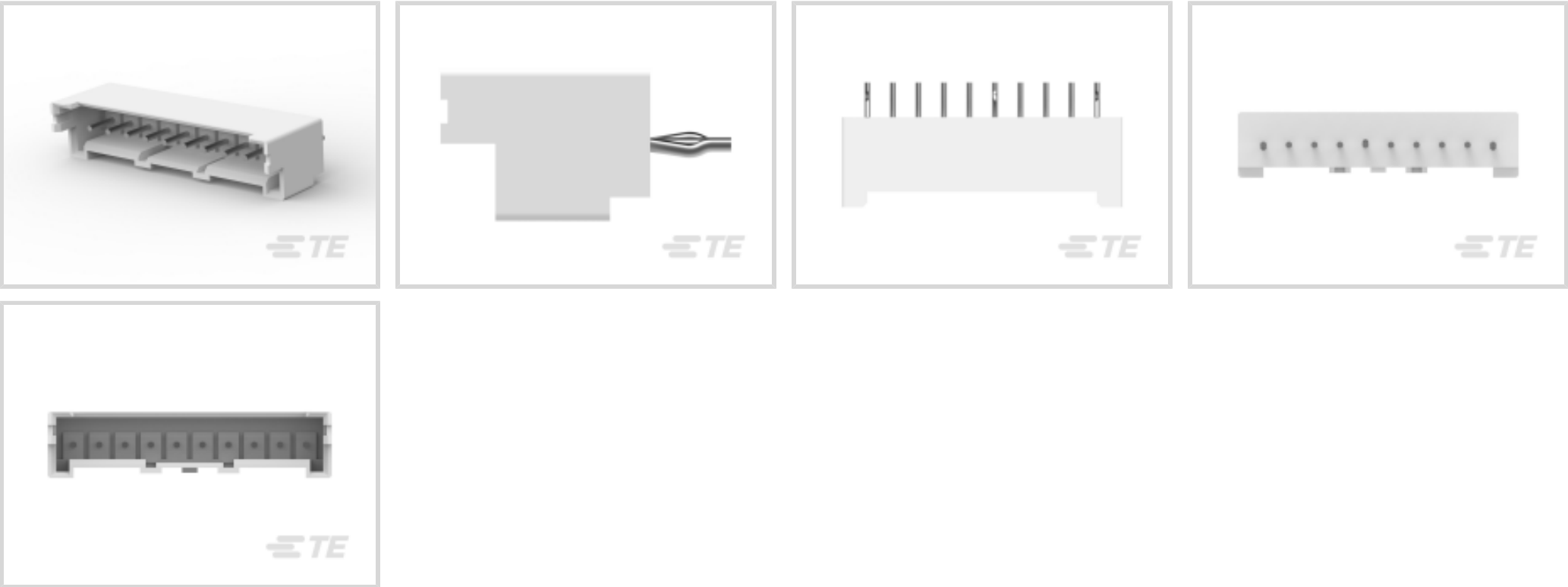




Connectors > PCB Connectors > PCB Headers & Receptacles



Connector System: **Wire-to-Board**

Number of Positions: **10**

Number of Rows: **1**

Centerline (Pitch): **2.5 mm [.098 in ]**

PCB Mount Orientation: **Vertical**

Features

Product Type Features

Connector System	Wire-to-Board
Header Type	Fully Shrouded
Sealable	No
Connector & Contact Terminates To	Printed Circuit Board
PCB Connector Assembly Type	PCB Mount Header

Configuration Features

Number of Positions	10
Number of Rows	1
PCB Mount Orientation	Vertical

Electrical Characteristics

Operating Voltage	250 VAC
-------------------	---------

Body Features

Primary Product Color	White
-----------------------	-------



Contact Features

PCB Contact Termination Area Plating Material Thickness	2.032 µm[80 µin]
Contact Layout	Inline
Mating Pin Diameter	.6 mm[.024 in]
Contact Mating Area Plating Material Thickness	2 – 5 µm[80 – 200 µin]
PCB Contact Termination Area Plating Material Finish	Bright
Contact Mating Area Plating Material Finish	Bright
PCB Contact Termination Area Plating Material	Tin
Contact Base Material	Copper Alloy
Contact Mating Area Plating Material	Tin
Contact Type	Pin
Contact Current Rating (Max)	4.2 A

Termination Features

Round Termination Post & Tail Diameter	.6 mm[.024 in]
Termination Post & Tail Length	3.4 mm[.133 in]
Termination Method to Printed Circuit Board	Through Hole - Solder

Mechanical Attachment

Mating Alignment Type	Polarization
Mating Retention	With
Panel Mount Feature	Without
Mating Retention Type	Latch
Connector Mounting Type	Board Mount
Mating Alignment	With
PCB Mount Alignment	Without
PCB Mount Retention	With

Housing Features

Housing Material	Nylon
Centerline (Pitch)	2.5 mm[.098 in]

Dimensions

Connector Length	27.3 mm[1.075 in]
Connector Height	8 mm[.315 in]
Connector Width	9.58 mm[.377 in]



Usage Conditions

Operating Temperature Range	-55 – 105 °C[-67 – 221 °F]
-----------------------------	----------------------------

Operation/Application

Circuit Application	Power & Signal
---------------------	----------------

Industry Standards

Glow Wire Rating	Glow Wire
UL Flammability Rating	UL 94V-0

Packaging Features

Packaging Quantity	500
Packaging Type	Bag

Product Compliance

For compliance documentation, visit the product page on TE.com>

EU RoHS Directive 2011/65/EU	Compliant
EU ELV Directive 2000/53/EC	Compliant
China RoHS 2 Directive MIIT Order No 32, 2016	No Restricted Materials Above Threshold
EU REACH Regulation (EC) No. 1907/2006	Current ECHA Candidate List: JUNE 2023 (235) Candidate List Declared Against: JUNE 2023 (235) Does not contain REACH SVHC
Halogen Content	Not Low Halogen - contains Br or Cl > 900 ppm.
Solder Process Capability	Wave solder capable to 265°C

Product Compliance Disclaimer

This information is provided based on reasonable inquiry of our suppliers and represents our current actual knowledge based on the information they provided. This information is subject to change. The part numbers that TE has identified as EU RoHS compliant have a maximum concentration of 0.1% by weight in homogenous materials for lead, hexavalent chromium, mercury, PBB, PBDE, DBP, BBP, DEHP, DIBP, and 0.01% for cadmium, or qualify for an exemption to these limits as defined in the Annexes of Directive 2011/65/EU (RoHS2). Finished electrical and electronic equipment products will be CE marked as required by Directive 2011/65/EU. Components may not be CE marked. Additionally, the part numbers that TE has identified as EU ELV compliant have a maximum concentration of 0.1% by weight in homogenous materials for lead, hexavalent chromium, and mercury, and 0.01% for cadmium, or qualify for an exemption to these limits as defined in the Annexes of Directive 2000/53/EC (ELV). Regarding the REACH Regulation, the information TE provides on SVHC in articles for this part number is based on the latest European Chemicals Agency (ECHA) 'Guidance on requirements for substances in articles' posted at this URL: <https://echa.europa.eu/guidance-documents/guidance-on-reach>

Compatible Parts



TE Part # 2110989-1  
EP 2.5 RCPT CONTACT, 26-22 AWG



TE Part # 1-1969442-0  
EP 2.5 TPA Housing, 10 Pos



TE Part # 1-1969541-0  
RETAINER, TPA, DUAL ROW, EP2.5



TE Part # 1-1744417-0  
10 POS EP 2.5 HSG, GLOW WIRE



TE Part # 2311995-3  
EP2.5 HDR ASSY 3P VERT, GW,NO PIN 2



TE Part # 2311995-7  
EP2.5 HDR ASSY 7P VERT, GW,NO PIN 6

Also in the Series | Economy Power 2.5




PCB Headers & Receptacles(494)




PCB Latches, Locks & Retainers(49)



Rectangular Power Connectors(43)



Wire-to-Board Connector Assemblies & Housings(311)



Wire-to-Board Connector Contacts(6)

Customers Also Bought



TE Part #206070-8  
CABLE CLAMP KIT #17



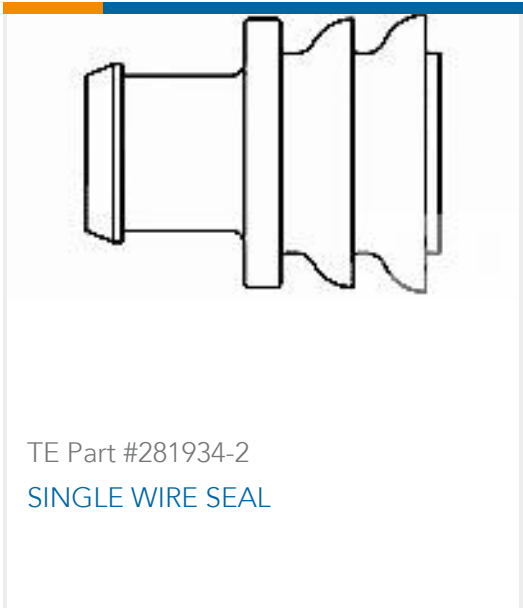
TE Part #DT04-2P  
REC, 2P, GRY, N



TE Part #DT06-2S  
PLG, 2P, GRY, N



TE Part #W2S  
Wedgelocks: DEUTSCH DT



Documents

Product Drawings

EP2.5 Shrd HDR ASSY 10P VERT, GW

English

CAD Files

3D PDF

3D

Customer View Model

ENG\_CVM\_CVM\_1-1744439-0\_F.2d\_dxf.zip

English

Customer View Model

ENG\_CVM\_CVM\_1-1744439-0\_F.3d\_igs.zip

English

Customer View Model

ENG\_CVM\_CVM\_1-1744439-0\_F.3d\_stp.zip

English

By downloading the CAD file I accept and agree to the [Terms and Conditions](#) of use.

Datasheets & Catalog Pages

7-1773458-5\_ECONOMY\_POWER\_QRG

English

7-1773461-6\_EP2.5\_Connector\_Series

English

Product Specifications

Application Specification

English

Agency Approvals

UL Report

English