



Connectors > D-Shaped Connectors > D-Sub Connectors > Box Mount D-Sub Connectors



Connector & Housing Type: **Receptacle**
Connector System: **Cable-to-Cable**
Number of Positions: **15**
Power/Signal/Coax Combination: **No**
Connector Shell Size: **1**

Features

Product Type Features

Connector & Housing Type	Receptacle
Connector System	Cable-to-Cable
Connector Shell Size	1
Sealable	No
Connector & Contact Terminates To	Wire & Cable

Configuration Features

Number of Positions	15
Power/Signal/Coax Combination	No

Body Features

Rear Shell Material	Steel
Rear Shell Plating Material	Cadmium
Front Shell Plating Material	Cadmium
Mating Retention Feature Material	Stainless Steel
Front Shell Material	Steel

Contact Features

Contact Mating Area Plating Material	Gold
Contact Base Material	Copper Alloy
Contact Type	Socket



Contact Size	Size 22
Contact Current Rating (Max)	5 A

Mechanical Attachment

Mounting Hole Diameter	3.17 mm[.125 in]
Mating Alignment	Without

Housing Features

Centerline (Pitch)	2.29 mm[.09 in]
--------------------	-----------------

Usage Conditions

Operating Temperature Range	-55 – 125 °C[-67 – 257 °F]
-----------------------------	----------------------------

Operation/Application

Circuit Application	Signal
---------------------	--------

Packaging Features

Packaging Method	Package
------------------	---------

Other

D-Shaped Connectors Comment	"F" is stamped on connectors following M24308 part number as required. "F" designates cadmium shell plating., Size 22 sockets supplied with receptacles are loose piece.
-----------------------------	--

Product Compliance

For compliance documentation, visit the product page on TE.com>

EU RoHS Directive 2011/65/EU	Not Compliant
EU ELV Directive 2000/53/EC	Not Compliant
China RoHS 2 Directive MIIT Order No 32, 2016	Restricted Materials Above Threshold
EU REACH Regulation (EC) No. 1907/2006	Current ECHA Candidate List: JUNE 2023 (235) Candidate List Declared Against: JUN 2020 (209) SVHC > Threshold: Pb (1.2% in Component Part) Cd (95% in component part) Article Safe Usage Statements: Use personal protective equipment as required. Do not eat, drink or smoke when using this product. Wash thoroughly after handling. Recycle if possible and dispose of the article by following all applicable governmental regulations relevant to your geographic location.
Halogen Content	BFR/CFR/PVC Free, but Br/Cl >900 ppm in other sources.



Solder Process Capability

Not applicable for solder process capability

Product Compliance Disclaimer

This information is provided based on reasonable inquiry of our suppliers and represents our current actual knowledge based on the information they provided. This information is subject to change. The part numbers that TE has identified as EU RoHS compliant have a maximum concentration of 0.1% by weight in homogenous materials for lead, hexavalent chromium, mercury, PBB, PBDE, DBP, BBP, DEHP, DIBP, and 0.01% for cadmium, or qualify for an exemption to these limits as defined in the Annexes of Directive 2011/65/EU (RoHS2). Finished electrical and electronic equipment products will be CE marked as required by Directive 2011/65/EU. Components may not be CE marked. Additionally, the part numbers that TE has identified as EU ELV compliant have a maximum concentration of 0.1% by weight in homogenous materials for lead, hexavalent chromium, and mercury, and 0.01% for cadmium, or qualify for an exemption to these limits as defined in the Annexes of Directive 2000/53/EC (ELV). Regarding the REACH Regulation, the information TE provides on SVHC in articles for this part number is based on the latest European Chemicals Agency (ECHA) 'Guidance on requirements for substances in articles' posted at this URL: <https://echa.europa.eu/guidance-documents/guidance-on-reach>

Compatible Parts




TE Part # 204351-1
SZ 22 SOCKET CONTACT



TE Part # 91067-1
INSERTION/EXTRACTION TOOL

Customers Also Bought




TE Part #808981-000
202D121-3/42-0



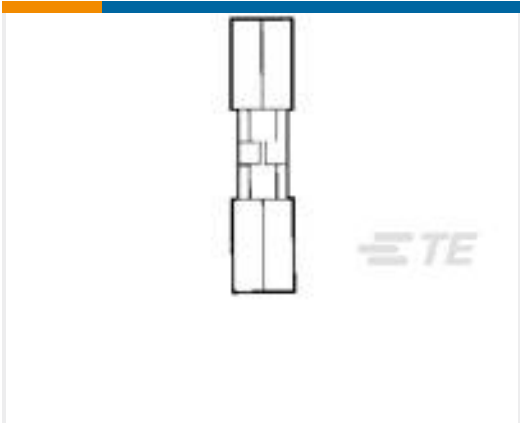
TE Part #080534-000
202F232-51/164-0




TE Part #87175-2
01 LOCKING CLIP HSG SR .100CL




TE Part #680330-000
D-609-10




TE Part #327025
SPLICE,SOLIS BUTT STRAP 16-14



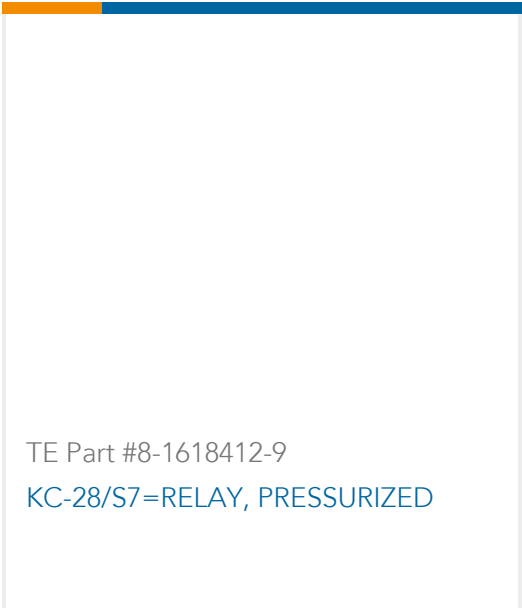
TE Part #528006N001
D-150-1006CS821



TE Part #307416N001
D-150-1010CS821



TE Part #1-1618412-5
HC-3/S32=RELAY, VACUUM, SPDT



Documents

Product Drawings

RECEPT ASSY,SZ 1,AMPLIMITE

English

CAD Files

3D PDF

3D

Customer View Model

ENG_CVM_CVM_204512-2_P_c-204512-2-p.2d_dxf.zip

English

Customer View Model

ENG_CVM_CVM_204512-2_P_c-204512-2-p.3d_igs.zip

English

Customer View Model

ENG_CVM_CVM_204512-2_P_c-204512-2-p.3d_stp.zip

English

By downloading the CAD file I accept and agree to the [Terms and Conditions](#) of use.

Datasheets & Catalog Pages

1308940_Sec8_amplimite

English

Product Environmental Compliance

TE Material Declaration

English

Instruction Sheets

Instruction Sheet (U.S.)

English

Agency Approvals

UL Report

English