

5745412-7 ✓ ACTIVE

AMPLIMITE | AMPLIMITE HD-20

TE Internal #: 5745412-7

PCB D-Sub Connectors, Plug, Board-to-Board, 25 Position, 2.77 mm [.109 in] Centerline, 2 Row, 3 Connector Shell Size, Square, AMPLIMITE HD-20

[View on TE.com >](#)



Connectors > D-Shaped Connectors > D-Sub Connectors > PCB D-Sub Connectors > D-Sub Plug Assembly: Vertical, Shell Size 3, 2.74mm



Connector & Housing Type: **Plug**

Connector System: **Board-to-Board**

Number of Positions: **25**

Centerline (Pitch): **2.77 mm [.109 in]**

Number of Rows: **2**

[All D-Sub Plug Assembly: Vertical, Shell Size 3, 2.74mm \(50\)](#)

Features

Product Type Features

Shell Material Configuration	Full Metal Shell
Ground Feature Type	Grounding Indents
Connector & Housing Type	Plug
Connector System	Board-to-Board
Connector Shell Size	3
Connector & Contact Terminates To	Printed Circuit Board

Configuration Features

Number of Positions	25
Number of Rows	2
PCB Mount Orientation	Vertical

Body Features

Insert Material	Thermoplastic
Shell Plating Material	Tin
Primary Product Color	Black
Connector Profile	Standard

Contact Features

	30 μ m
--	------------



Contact Mating Area Plating Material	Gold
Contact Underplating Material	Nickel
PCB Contact Termination Area Plating Material	Tin
Contact Base Material	Brass
Contact Shape & Form	Square
Contact Current Rating (Max)	6 A

Termination Features

Square Termination Post & Tail Dimension	.63 mm[.025 in]
Termination Post & Tail Length	4.78 mm[.188 in]
Termination Method to Printed Circuit Board	Through Hole - Solder

Mechanical Attachment

Mounting Hole Diameter	3.05 mm[.12 in]
PCB Mount Retention	Without
Mating Retention	Without
Connector Mounting Type	Board Mount

Housing Features

Shell Material	Carbon Steel
Housing Material	Thermoplastic
Centerline (Pitch)	2.77 mm[.109 in]

Dimensions

PCB Thickness (Recommended)	2.36 – 3.18 mm[.093 – .125 in]
Row-to-Row Spacing	2.84 mm[.112 in]

Usage Conditions

Operating Temperature Range	-55 – 105 °C[-67 – 221 °F]
-----------------------------	----------------------------

Operation/Application

Shielded	No
Circuit Application	Signal

Industry Standards

UL Flammability Rating	UL 94V-0
------------------------	----------

Packaging Features

Packaging Quantity	10
--------------------	----



Packaging Method

Tube

Other

D-Shaped Connectors Comment

Plugs are preloaded with size 20 DF posted pin contacts

Product Compliance

[For compliance documentation, visit the product page on TE.com>](#)

EU RoHS Directive 2011/65/EU

Compliant

EU ELV Directive 2000/53/EC

Compliant

China RoHS 2 Directive MIIT Order No 32, 2016

No Restricted Materials Above Threshold

EU REACH Regulation (EC) No. 1907/2006

Current ECHA Candidate List: JUNE 2023 (235)
Candidate List Declared Against: JUNE 2023 (235)
Does not contain REACH SVHC

Halogen Content

Not Low Halogen - contains Br or Cl > 900 ppm.

Solder Process Capability

Wave solder capable to 265°C

Product Compliance Disclaimer

This information is provided based on reasonable inquiry of our suppliers and represents our current actual knowledge based on the information they provided. This information is subject to change. The part numbers that TE has identified as EU RoHS compliant have a maximum concentration of 0.1% by weight in homogenous materials for lead, hexavalent chromium, mercury, PBB, PBDE, DBP, BBP, DEHP, DIBP, and 0.01% for cadmium, or qualify for an exemption to these limits as defined in the Annexes of Directive 2011/65/EU (RoHS2). Finished electrical and electronic equipment products will be CE marked as required by Directive 2011/65/EU. Components may not be CE marked. Additionally, the part numbers that TE has identified as EU ELV compliant have a maximum concentration of 0.1% by weight in homogenous materials for lead, hexavalent chromium, and mercury, and 0.01% for cadmium, or qualify for an exemption to these limits as defined in the Annexes of Directive 2000/53/EC (ELV). Regarding the REACH Regulation, the information TE provides on SVHC in articles for this part number is based on the latest European Chemicals Agency (ECHA) 'Guidance on requirements for substances in articles' posted at this URL: <https://echa.europa.eu/guidance-documents/guidance-on-reach>

Compatible Parts



TE Part # CAT-AM7-248H5
IDC D-Sub: Receptacle Assembly, Wire to Wire, Signal, 2.77 mm



TE Part # CAT-AM7-253
IDC D-Sub: Receptacle Assembly, Low Profile, Signal, 2.77 mm



TE Part # CAT-AM7-248H6
IDC D-Sub: Receptacle Kit, Wire to Wire, Signal, 2.74 mm



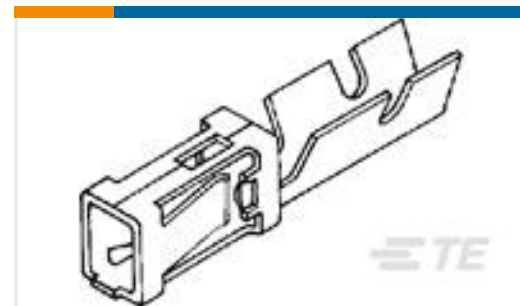


TE Part # 747548-8
KIT,RCPT,25P,HDE,SHLD HDWRE

Also in the Series | AMPLIMITE HD-20



PCB D-Sub Connectors(353)

Customers Also Bought

TE Part #103309-1
010 LOPRO HDR SP 30DPTE Part #102099-5
MOD I RECP STMPDTE Part #103309-2
014 LOPRO HDR SP 30DPTE Part #2834171-3
ULTRAMINIATURE SLIM CONTACTTE Part #5-103169-2
08 MODII HDR DRST SHRD .100CLTE Part #3-2170680-1
SFP+ 1x1 Cage Assembly, Press-TE Part #641208-6
06P MTA156 HDR ASSY FL ST 30AUTE Part #2-322873-1
DG 22-16 HT CHROME L R 6

Documents

Product Drawings

25 PLUG SP/MS STD

English

CAD Files

Customer View Model

[ENG_CVM_CVM_5745412-7_B.2d_dxf.zip](#)

English

3D PDF

3D

Customer View Model

[ENG_CVM_CVM_5745412-7_B.3d_igs.zip](#)

English

Customer View Model

[ENG_CVM_CVM_5745412-7_B.3d_stp.zip](#)

English

By downloading the CAD file I accept and agree to the [Terms and Conditions](#) of use.



Datasheets & Catalog Pages

[AMPLIMITE Subminiature D Connectors - Straight Posted Connectors](#)

English

Product Specifications

[Application Specification](#)

English

Agency Approvals

[UL Report](#)

English