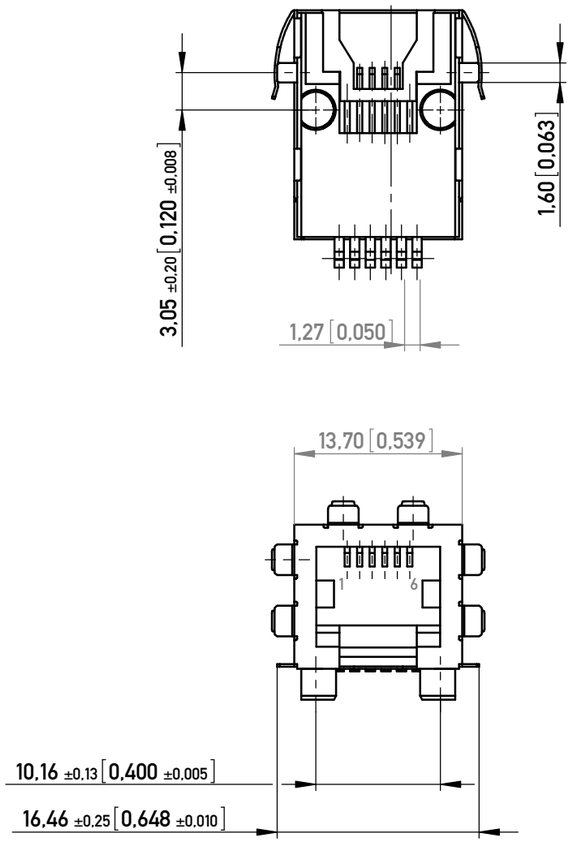

RECOMMENDED PANEL CUTOUT
EMPFOHLENER FRONTPLATTEN-AUSSCHNITT

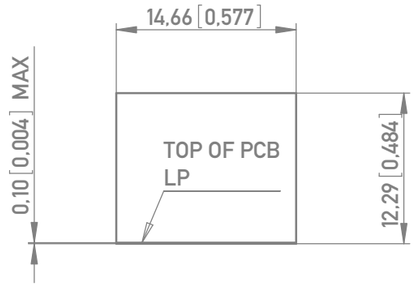

RECOMMENDED PCB LAYOUT (COMPONENT SIDE VIEW)
EMPFOHLENES LEITERPLATTEN-LAYOUT (BESTUECKUNGSSEITE)
TOL. ±0.05 [0.002] UNLESS NOTED

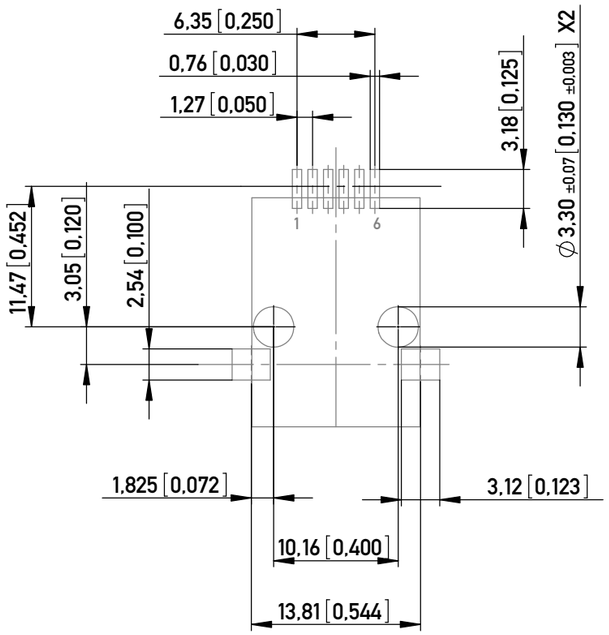



1:1

IMPROVED CONTACT DESIGN
(PRE BEND)

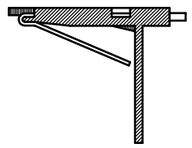

NOTE 1: PANEL GROUNDFLANGES TOP, SIDES (GF5)
NOTE 2: C-UL APPROVED E145613-E AND MEETS FCC REQUIREMENTS
NOTE 3: RoHS COMPLIANT

Weitergabe sowie Vervielfältigung dieses Dokuments, Verwertung und Mitteilung seines Inhalts sind verboten, soweit nicht ausdrücklich gestattet. Zuwiderhandlungen verpflichten zu Schadenersatz. Alle Rechte für den Fall der Patent-, Gebrauchsmuster- oder Geschmacksmustereintragung vorbehalten.
The reproduction, distribution and utilization of this document as well as the communication of its contents to others without express authorization is prohibited. Offenders will be held liable for the payment of damages. All rights reserved in the event of the grant of a patent, utility model or design.

Die deutsche Version dieser Zeichnung dient nur zur Erleichterung der Handhabung. Bei Abweichungen von dem englischen Original gilt das englische Original.
The german version of this drawing has been offered for convenience only and may deviate from the english original.
In case of any deviation the English version shall prevail.

Dimension no.	Tolerances ISO 8015	All Dimensions in mm [in]	Scale 2:1	Tool-no.
			Material	

	Date	Name
Created	10.08.2007	Krammer
Checked	10.08.2007	Blind
Approved	19.05.2020	Semilia

Index	Modification Nr.	Date	Name
1	TE Migration	16.05.2023	Admin

TE Connectivity

MOD JACK - MJLS
6P6C, 1X1, SMT

133719-E (1/1)

A3

Class MJ