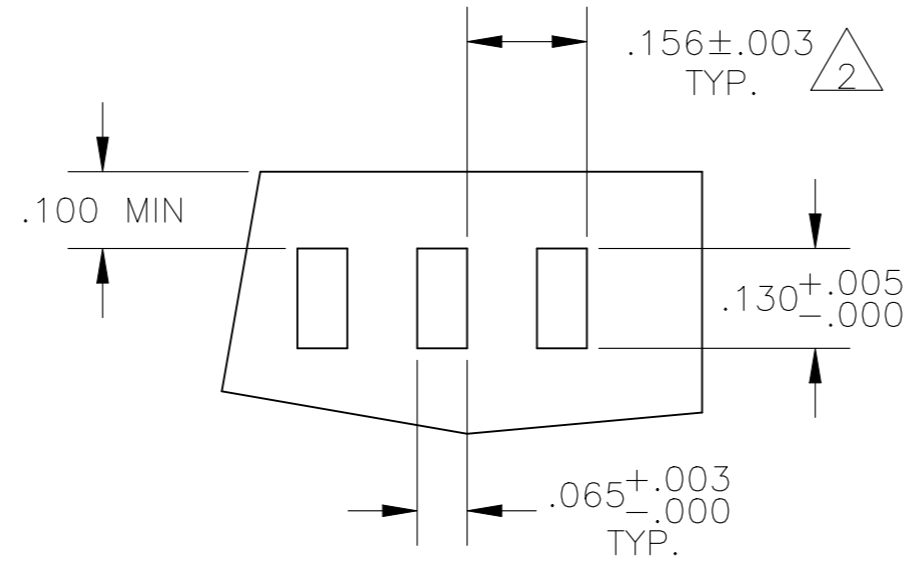
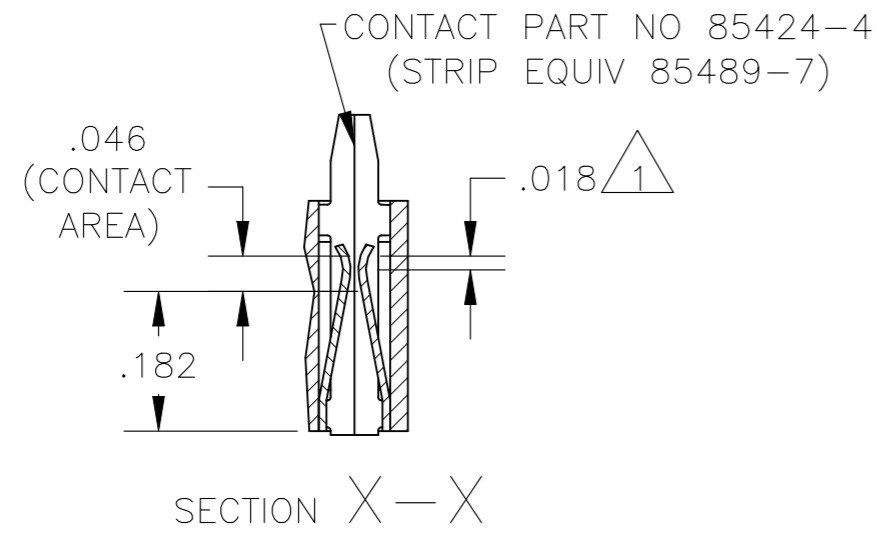
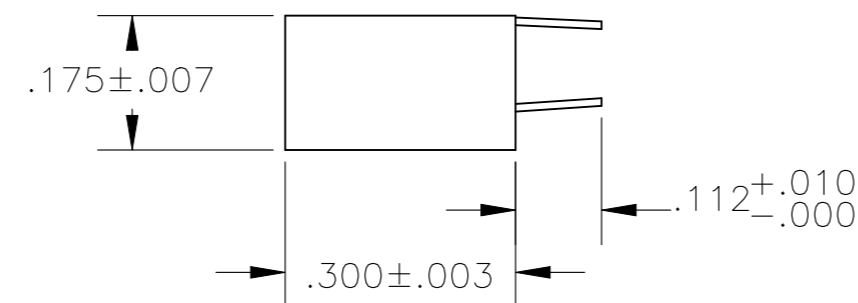
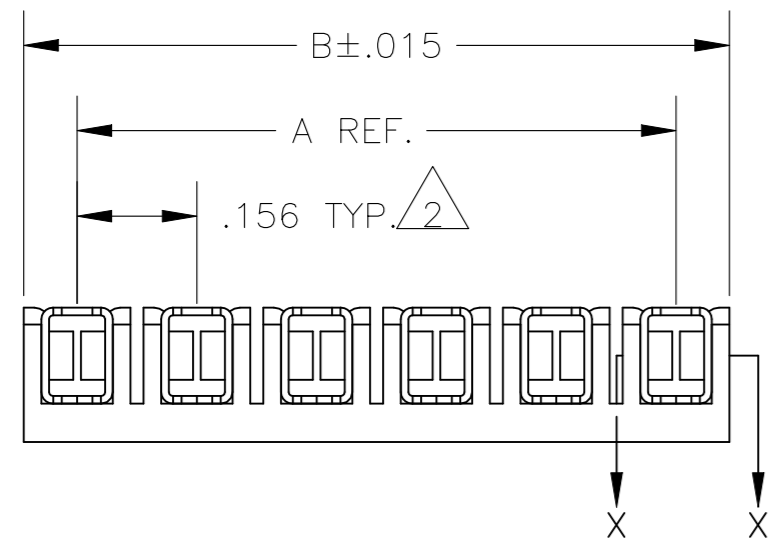
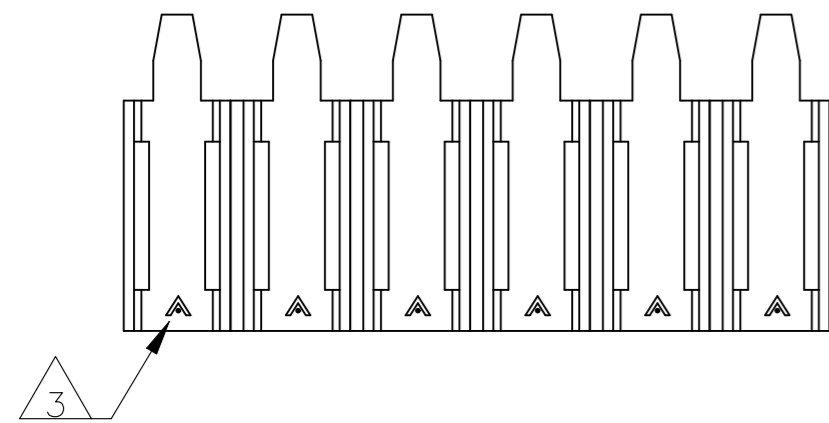


REVISIONS				
P	LTR	DESCRIPTION	DATE	DWN APVD
L		RESIN SUPPLIER CHANGE FOR THE HOUSING	10MAY2022	SCB PS



RECOMMENDED BOARD MOUNTING
(RECOMMENDED BOARD THICKNESS: .055-.070)

- NOTES:
- 1 POINT OF MEASUREMENT FOR PLATING THICKNESS (INSIDE OF BEAMS).
 - 2 TOLERANCE NON-CUMULATIVE.
 - 3 THE MATING END OF THE CONTACT IS IDENTIFIED BY THE LETTER "A" STAMPED ON THE RECEPTACLE BOX.
 - 4 OBSOLETE PARTS: OBSOLETE CIS STREAMLINING PER D.RENAUD/D.SINISI



CL	CL	NO OF POSN	ASSEMBLY PART NUMBER
3.120	2.964	20	2-87982-0
2.964	2.808	19	1-87982-9
2.808	2.652	18	1-87982-8
2.652	2.496	17	1-87982-7
2.496	2.340	16	1-87982-6
2.340	2.184	15	1-87982-5
2.184	2.028	14	1-87982-4
2.028	1.872	13	1-87982-3
1.872	1.716	12	1-87982-2
1.716	1.560	11	1-87982-1
1.560	1.404	10	1-87982-0
1.404	1.248	9	87982-9
1.248	1.092	8	87982-8
1.092	.936	7	87982-7
.936	.780	6	87982-6
.780	.624	5	87982-5
.624	.468	4	87982-4
.468	.312	3	87982-3
.312	.156	2	87982-2
B	A	NO OF POSN	ASSEMBLY PART NUMBER

THIS DRAWING IS A CONTROLLED DOCUMENT.		DWN 17MAR86 L D RINGLEY		
DIMENSIONS: INCHES		CHK 18MAR86 P deJONG		
TOLERANCES UNLESS OTHERWISE SPECIFIED:		APVD 18MAR86 P deJONG	NAME	
0 PLC ± -		PRODUCT SPEC	ASSY, MOD I, BOARD MOUNT RECP,	
1 PLC ± -		108-25,016	.156 CL, STD PRESSURE, TYPE B,	
2 PLC ± -		APPLICATION SPEC	FOR RECTANGULAR HOLE MOUNTING	
3 PLC ± .005		114-25,004	SIZE	CAGE CODE
4 PLC ± -		WEIGHT	A2	00779
ANGLES ± -		CUSTOMER DRAWING	DRAWING NO	87982
MATERIAL: HOUSING-FLAME RETARDANT THERMOPLASTIC, COLOR-BLACK, CONTACTS-PHOS BRONZE		FINISH: .000030 GOLD IN THE CONTACT AREA, GOLD FLASH ON THE REMAINDER, ALL OVER .000050 NICKEL	SCALE	4:1
		RESTRICTED TO	SHEET	1 OF 1
		REV	L	