

20.0 x 7.0 x 0.5 (mm) WiFi PCB Antenna (WW20D1)

Engineering Specification

1. Explanation of Product Number

H	2	B	1	B	C	4	A	1	B	0	1	5	L
				(1)	(2)	(3)	(4)	(5)					



Product Code:

(1) Product Applications:

B : WiFi

(2) Dimensions:

C4 : 20.0 x 7.0 x 0.5 (mm)

(3) Material:

A : FR4

(4) Working Frequencies:

1B : 2400~2484 MHz

(5) Antenna Series:

01 : serial number

IPEX I Cable(ϕ 1.13 mm),L=100 mm



詠業科技股份有限公司
Unictron Technologies Corporation
Website:www.unictron.com

THIS DRAWINGS AND SPECIFICATIONS ARE THE PROPERTY OF UNICTRON TECHNOLOGIES CORPORATION AND SHALL NOT BE REPRODUCED OR USED AS THE BASIS FOR THE MANUFACTURE OR SALE OF APPARATUS OR DEVICES WITHOUT PERMISSION

Prepared by : Xenia

Designed by : Tom

Checked by : Chinling

Approved by : Herbert

TITLE : 20.0 x 7.0 x 0.5 (mm) WiFi PCB Antenna (WW20D1)
Engineering Specification

DOCUMENT
NO.

H2B1BC4A1B015L

REV.
B

2. Features

- * Stable and reliable in performances
- * Compact size
- * RoHS compliance

3. Applications

- * IEEE802.11 (b/g/n).
- * Hand-held devices when WiFi (802.11 b/g/n) functions are needed.

4. Description

Unictron's WW20D1 PCB antenna is designed for WiFi bands applications, covering frequencies 2400~2484 MHz. Fabricated with proprietary design and processes, WW20D1 shows excellent performance and is fully compatible.

5. Electrical Specifications

(Antenna is attached on a 2.0mm-thick ABS + PC material plate)

5-1. Electrical Table (2400~2484 MHz Band)

Characteristics		Specifications	Unit
Outline Dimensions		20.0 x 7.0 x 0.5	mm
Working Frequency		2400~2484	MHz
VSWR		2.0 Max.(typical)	
Characteristic Impedance		50	Ω
Polarization		Linear Polarization	
Peak Gain	(@2442 MHz)	4.0 (typical)	dBi
Efficiency		64 (typical)	%



詠業科技股份有限公司
Unictron Technologies Corporation
Website:www.unictron.com

THIS DRAWINGS AND SPECIFICATIONS ARE THE PROPERTY OF UNICTRON TECHNOLOGIES CORPORATION AND SHALL NOT BE REPRODUCED OR USED AS THE BASIS FOR THE MANUFACTURE OR SALE OF APPARATUS OR DEVICES WITHOUT PERMISSION

Document Control
2016/5/30

Prepared by : Xenia

Designed by : Tom

Checked by : Chinling

Approved by : Herbert

TITLE : 20.0 x 7.0 x 0.5 (mm) WiFi PCB Antenna (WW20D1)
Engineering Specification

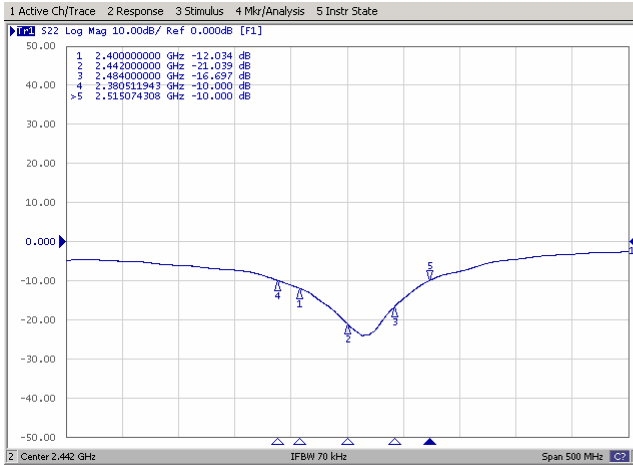
DOCUMENT NO.

H2B1BC4A1B015L

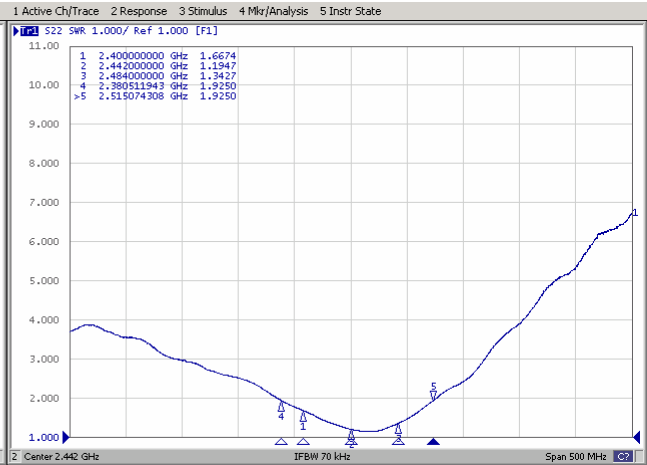
REV.
B

5-2. Return Loss & VSWR

Return Loss

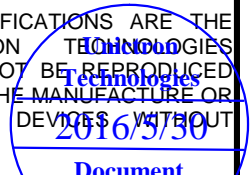


VSWR



詠業科技股份有限公司
 Unictron Technologies Corporation
 Website: www.unictron.com

THIS DRAWINGS AND SPECIFICATIONS ARE THE PROPERTY OF UNICTRON TECHNOLOGIES CORPORATION AND SHALL NOT BE REPRODUCED OR USED AS THE BASIS FOR THE MANUFACTURE OR SALE OF APPARATUS OR DEVICES WITHOUT PERMISSION



Prepared by : Xenia

Designed by : Tom

Checked by : Chinling

Approved by : Herbert

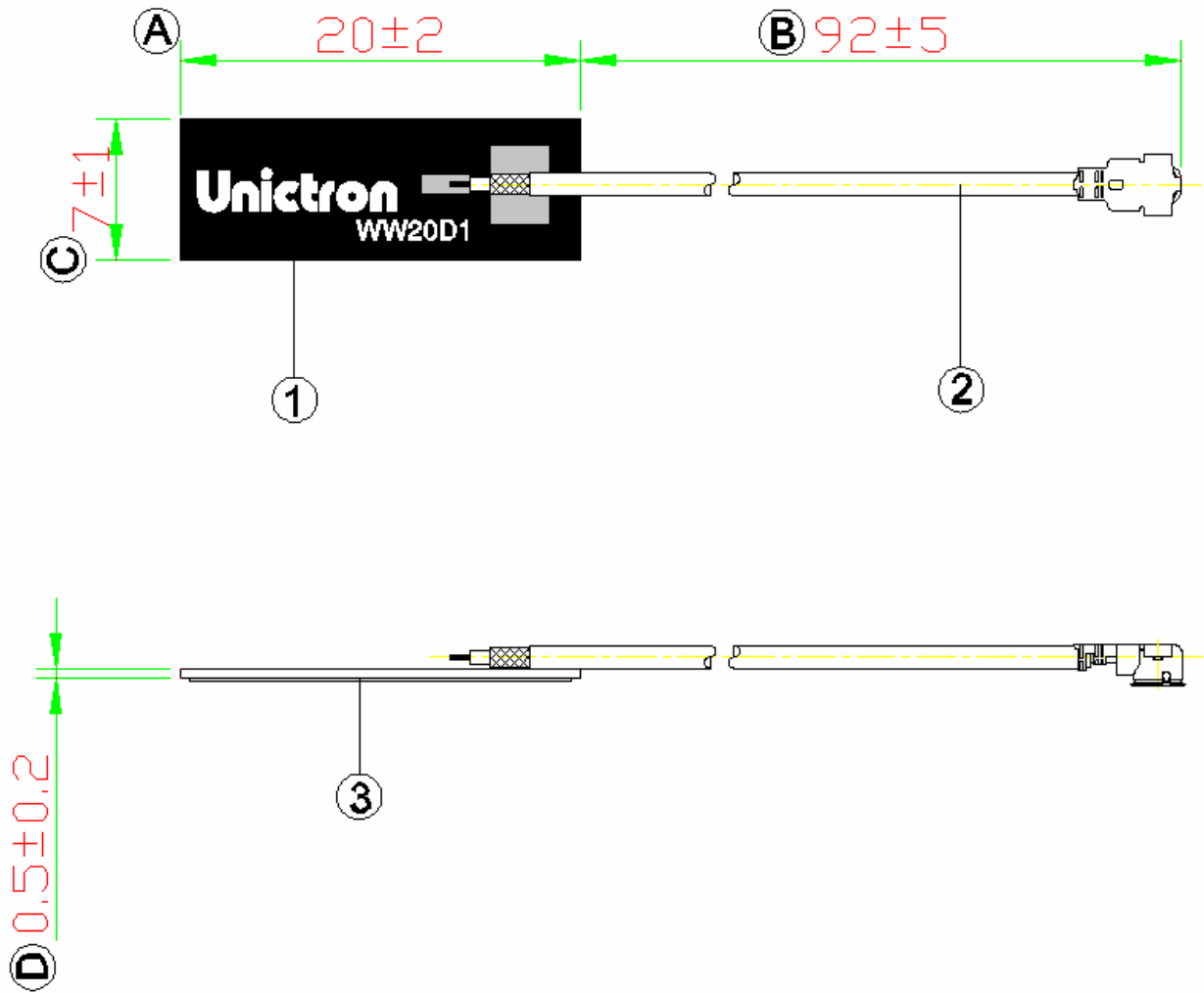
TITLE : 20.0 x 7.0 x 0.5 (mm) WiFi PCB Antenna (WW20D1)
 Engineering Specification

DOCUMENT NO.

H2B1BC4A1B015L

REV. B

6. Antenna Dimensions (unit: mm)



NOTE:

1. All materials are RoHS compliant.
2. "A~D" Critical Dimensions.
3. "()" Reference Dimensions.

Item	Name	Material	Color	Q'ty
1	PCB	FR4	Black	1
2	IPEX Connector(MHF I)_Cable OD 1.13mm	FEP	Gray	1
3	Adhesive Tape			1



詠業科技股份有限公司
Unictron Technologies Corporation
Website: www.unictron.com

THIS DRAWINGS AND SPECIFICATIONS ARE THE PROPERTY OF UNICTRON TECHNOLOGIES CORPORATION AND SHALL NOT BE REPRODUCED OR USED AS THE BASIS FOR THE MANUFACTURE OR SALE OF APPARATUS OR DEVICES WITHOUT PERMISSION

Document Control

Prepared by : Xenia

Designed by : Tom

Checked by : Chinling

Approved by : Herbert

TITLE : 20.0 x 7.0 x 0.5 (mm) WiFi PCB Antenna (WW20D1)
Engineering Specification

DOCUMENT NO.

H2B1BC4A1B015L


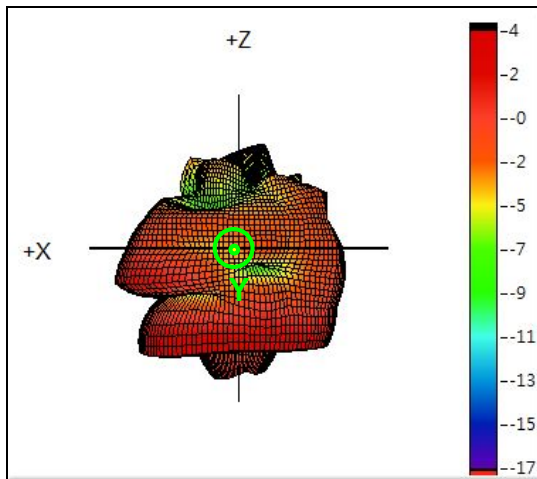
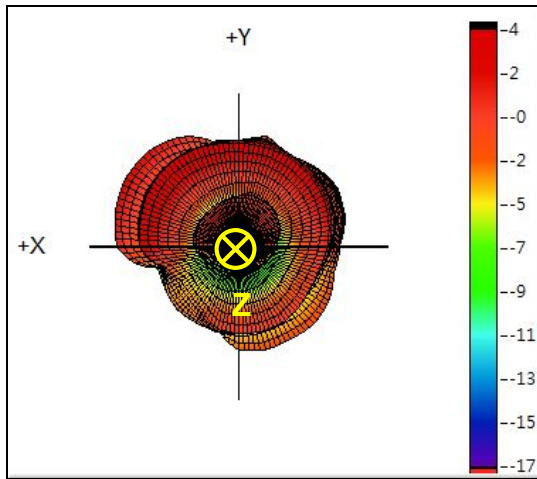
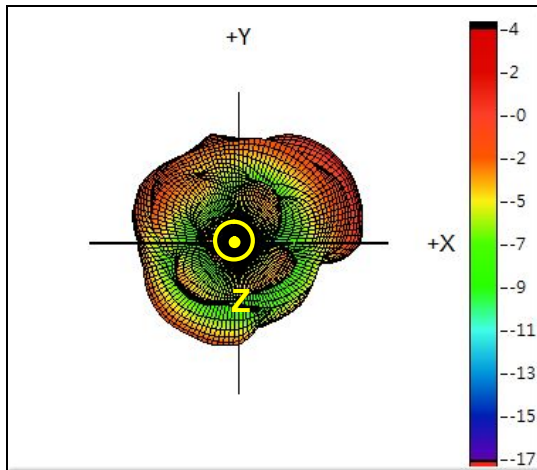
REV.

B

7. Radiation Pattern

7-1. 2400~2484 MHz Band

7-1-1. 3D Gain Pattern @ 2442 MHz (unit: dBi)



詠業科技股份有限公司
Unictron Technologies Corporation
Website: www.unictron.com

THIS DRAWINGS AND SPECIFICATIONS ARE THE PROPERTY OF UNICTRON TECHNOLOGIES CORPORATION AND SHALL NOT BE REPRODUCED OR USED AS THE BASIS FOR THE MANUFACTURE OR SALE OF APPARATUS OR DEVICES WITHOUT PERMISSION

Document Control

Prepared by : Xenia

Designed by : Tom

Checked by : Chinling

Approved by : Herbert

TITLE : 20.0 x 7.0 x 0.5 (mm) WiFi PCB Antenna (WW20D1)
Engineering Specification

DOCUMENT NO.

H2B1BC4A1B015L

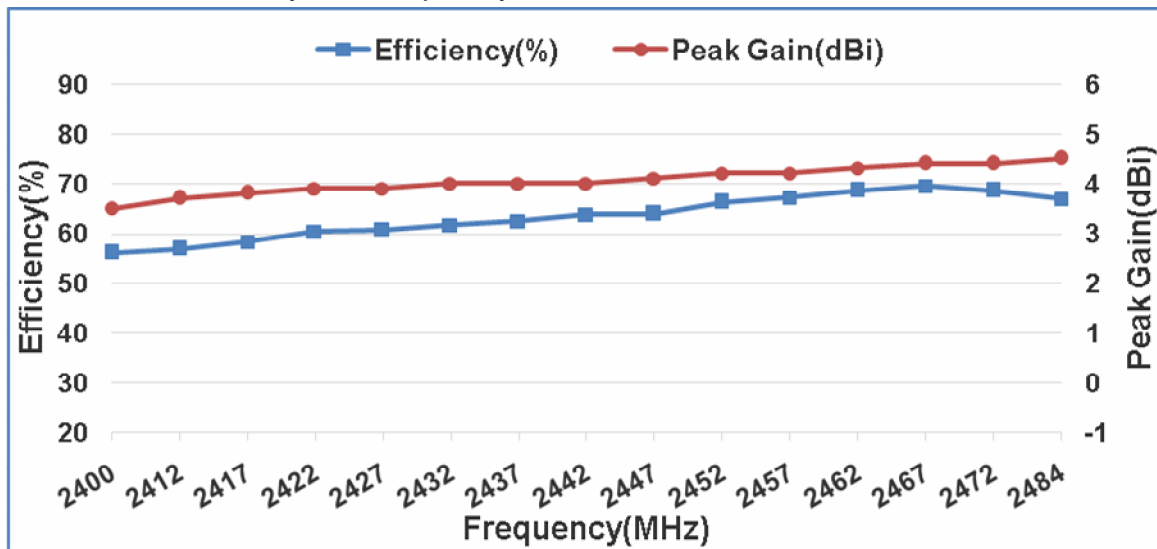
REV.

B

7-1-2. 3D Efficiency Table

Frequency(MHz)	2400	2412	2417	2422	2427	2432	2437	2442	2447	2452	2457	2462	2467	2472	2484
Efficiency(dB)	-2.5	-2.4	-2.3	-2.2	-2.2	-2.1	-2.0	-2.0	-1.9	-1.8	-1.7	-1.6	-1.6	-1.6	-1.7
Efficiency(%)	56.2	57.0	58.4	60.5	60.9	61.7	62.5	63.8	63.9	66.2	67.1	68.6	69.4	68.6	66.9
Peak Gain(dBi)	3.5	3.7	3.8	3.9	3.9	4.0	4.0	4.0	4.1	4.2	4.2	4.3	4.4	4.4	4.5

7-1-3. 3D Efficiency vs. Frequency



詠業科技股份有限公司
 Unictron Technologies Corporation
 Website:www.unictron.com

THIS DRAWINGS AND SPECIFICATIONS ARE THE PROPERTY OF UNICTRON TECHNOLOGIES CORPORATION AND SHALL NOT BE REPRODUCED OR USED AS THE BASIS FOR THE MANUFACTURE OR SALE OF APPARATUS OR DEVICES WITHOUT PERMISSION

Unictron Technologies
 2016/5/30
 Document Control
 Herbert

Prepared by : Xenia

Designed by : Tom

Checked by : Chinling

Approved by : Herbert

TITLE : 20.0 x 7.0 x 0.5 (mm) WiFi PCB Antenna (WW20D1)
 Engineering Specification

DOCUMENT NO.

H2B1BC4A1B015L

REV. B