



Relays, Contactors & Switches > Relays > Power Relays > Force Guided Relay with 4 high insulated contacts



Power Relay Type: **Force-Guided**  
Coil Power Rating DC: **1200 mW**  
Coil Resistance: **10080 Ω**  
Coil Voltage Rating: **110 VDC**  
Contact Arrangement: **3 Form A (NO) + 1 Form B (NC)**

[All Force Guided Relay with 4 high insulated contacts \(16\)](#)

Features

Product Type Features

Power Relay Type	Force-Guided
------------------	--------------

Electrical Characteristics

Insulation Initial Dielectric Between Open Contacts	1500 Vrms
Coil Power Rating Class	1000 – 1500 mW
Insulation Initial Dielectric Between Adjacent Contacts	3000 Vrms
Insulation Initial Dielectric Between Contacts & Coil	4000 Vrms
Insulation Creepage Between Contact & Coil	5.5 mm[.217 in]
Coil Power Rating DC	1200 mW
Coil Resistance	10080 Ω
Coil Voltage Rating	110 VDC
Contact Switching Load (Min)	10mA @ 5V
Contact Switching Voltage (Max)	400 VAC
Contact Voltage Rating	250 VAC

Body Features

Product Weight	30 g[1.058 oz]
----------------	----------------

Contact Features

Contact Special Features	Force Guided Contacts
Contact Arrangement	3 Form A (NO) + 1 Form B (NC)



Contact Current Class	5 – 10 A
Contact Current Rating (Max)	8 A
Contact Material	AgSnO2
Contact Number of Poles	4
Relay Terminal Type	PCB-THT

Mechanical Attachment

Relay Mounting Type	Printed Circuit Board
---------------------	-----------------------

Dimensions

Length Class (Mechanical)	50 – 60 mm
Height Class (Mechanical)	15 – 20 mm
Insulation Clearance Between Contact & Coil	5.5 mm[.217 in]
Width Class (Mechanical)	16 – 20 mm
Product Width	16.5 mm[.65 in]
Product Length	55 mm[2.167 in]
Product Height	16.5 mm[.65 in]

Usage Conditions

Environmental Ambient Temperature (Max)	70 °C[158 °F]
Operating Temperature Range	-25 – 70 °C[-13 – 158 °F]

Packaging Features

Packaging Method	Box & Tube
------------------	------------

Other

Comment	Well suited for emergency shut-off, machine control, elevator and escalator control, light barrier control
---------	--

Product Compliance

For compliance documentation, visit the product page on TE.com>

EU RoHS Directive 2011/65/EU	Compliant
EU ELV Directive 2000/53/EC	Compliant
China RoHS 2 Directive MIIT Order No 32, 2016	No Restricted Materials Above Threshold
EU REACH Regulation (EC) No. 1907/2006	Current ECHA Candidate List: JUNE 2023 (235) Candidate List Declared Against: JUNE 2023 (235)



	Does not contain REACH SVHC
Halogen Content	Not Low Halogen - contains Br or Cl > 900 ppm.
Solder Process Capability	Wave solder capable to 260°C

Product Compliance Disclaimer

This information is provided based on reasonable inquiry of our suppliers and represents our current actual knowledge based on the information they provided. This information is subject to change. The part numbers that TE has identified as EU RoHS compliant have a maximum concentration of 0.1% by weight in homogenous materials for lead, hexavalent chromium, mercury, PBB, PBDE, DBP, BBP, DEHP, DIBP, and 0.01% for cadmium, or qualify for an exemption to these limits as defined in the Annexes of Directive 2011/65/EU (RoHS2). Finished electrical and electronic equipment products will be CE marked as required by Directive 2011/65/EU. Components may not be CE marked. Additionally, the part numbers that TE has identified as EU ELV compliant have a maximum concentration of 0.1% by weight in homogenous materials for lead, hexavalent chromium, and mercury, and 0.01% for cadmium, or qualify for an exemption to these limits as defined in the Annexes of Directive 2000/53/EC (ELV). Regarding the REACH Regulation, the information TE provides on SVHC in articles for this part number is based on the latest European Chemicals Agency (ECHA) 'Guidance on requirements for substances in articles' posted at this URL: <https://echa.europa.eu/guidance-documents/guidance-on-reach>

Compatible Parts



TE Part # 1546556-3  
3P,STACKABLE,55 DEG,3.5MM



TE Part # 1-1558741-5  
SR6-313-U110


Also in the Series | SCHRACK SR6




Power Relays(150)

Customers Also Bought







TE Part #YHDP26-24-35PEL017  
PLG, 35P, BLK, E, RNG, 16/20, P




TE Part #K1007153  
Toggle Switch 08-1-1-13




TE Part #DRC16-70SBE-P013UK  
PLG, 70P, BLK, E, SEAL BOND, B




TE Part #2-2176245-2  
CRGS1206 5% 56R




TE Part #K1002956  
Toggle Switch 08-4-1-13




TE Part #K1008699  
Relay 26-60-05



TE Part #DTT-20-03  
CRIMP TOOL



TE Part #HDP24-24-16SE-L015  
REC, 16P, BLK, E, THD, 12, S



TE Part #SRK-PC-080-25-601  
PIN, SOLID, SIZE M8, 25mm2, AG

Documents

- CAD Files

3D PDF

3D

Customer View Model

ENG\_CVM\_CVM\_1-1415354-1\_F.2d\_dxf.zip

English

Customer View Model

ENG\_CVM\_CVM\_1-1415354-1\_F.3d\_igs.zip

English

Customer View Model

ENG\_CVM\_CVM\_1-1415354-1\_F.3d\_stp.zip

English

By downloading the CAD file I accept and agree to the [Terms and Conditions](#) of use.

- Datasheets & Catalog Pages

Safety Relay SR6 D/M

English

Datasheet - Force Guided Relays Schrack

English



Product Specifications

Definitions General Purpose Relays

English

Agency Approvals

UL

English